

SECTION 106N

ALTUS, OKLAHOMA

ELECTRIC DISTRIBUTION FEEDERS

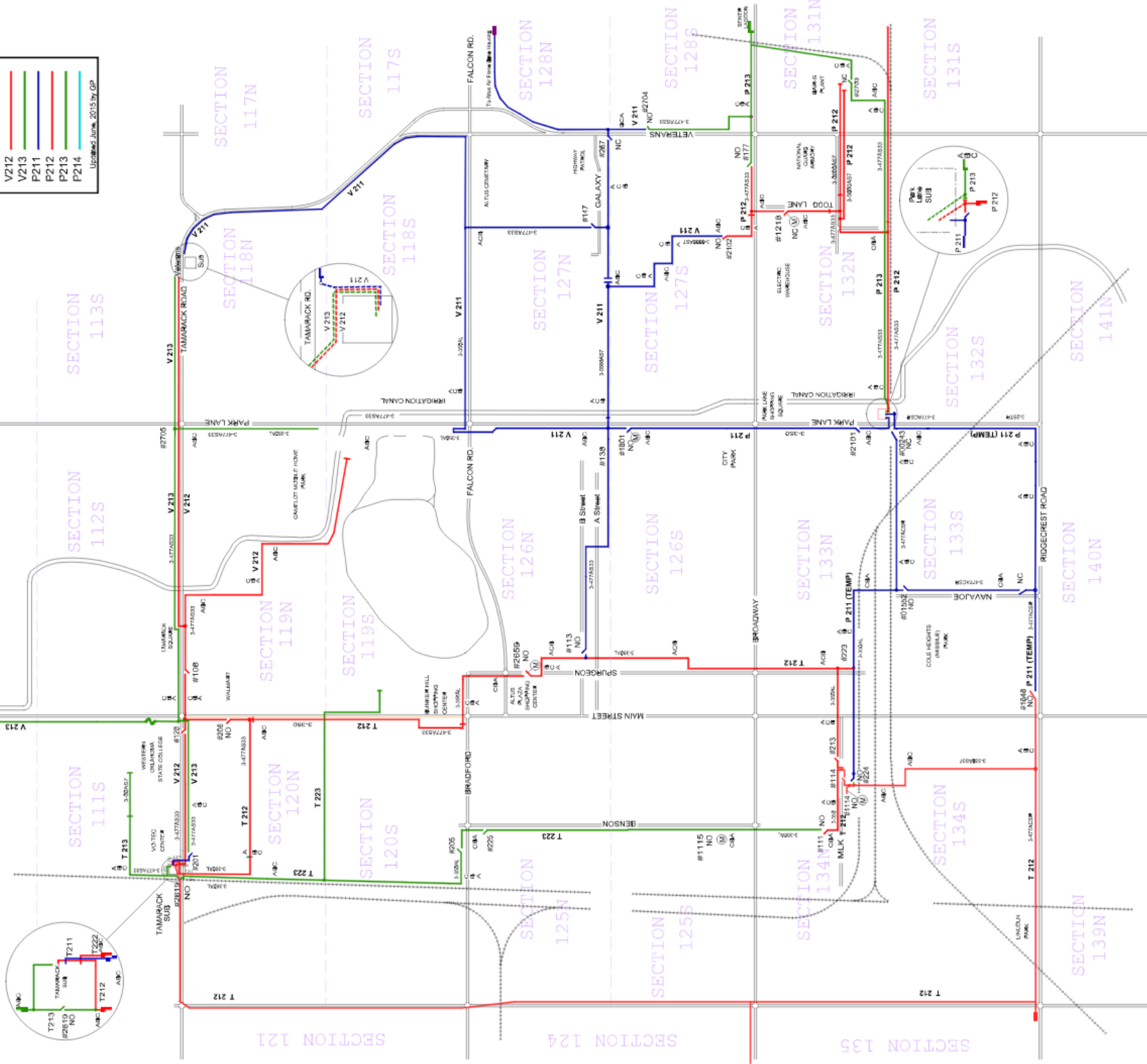
Township - 2N Range - 20W

SECTION 106S



| Circuit Colors | |
|----------------|-------------|
| T223 | Green |
| T222 | Red |
| T211 | Blue |
| T212 | Orange |
| T213 | Yellow |
| T221 | Light Blue |
| V212 | Light Green |
| V213 | Light Blue |
| P211 | Light Green |
| P212 | Light Blue |
| P213 | Light Green |
| P214 | Light Blue |

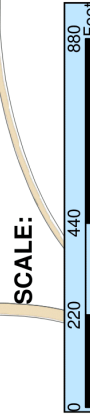
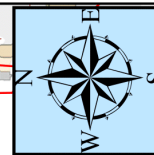
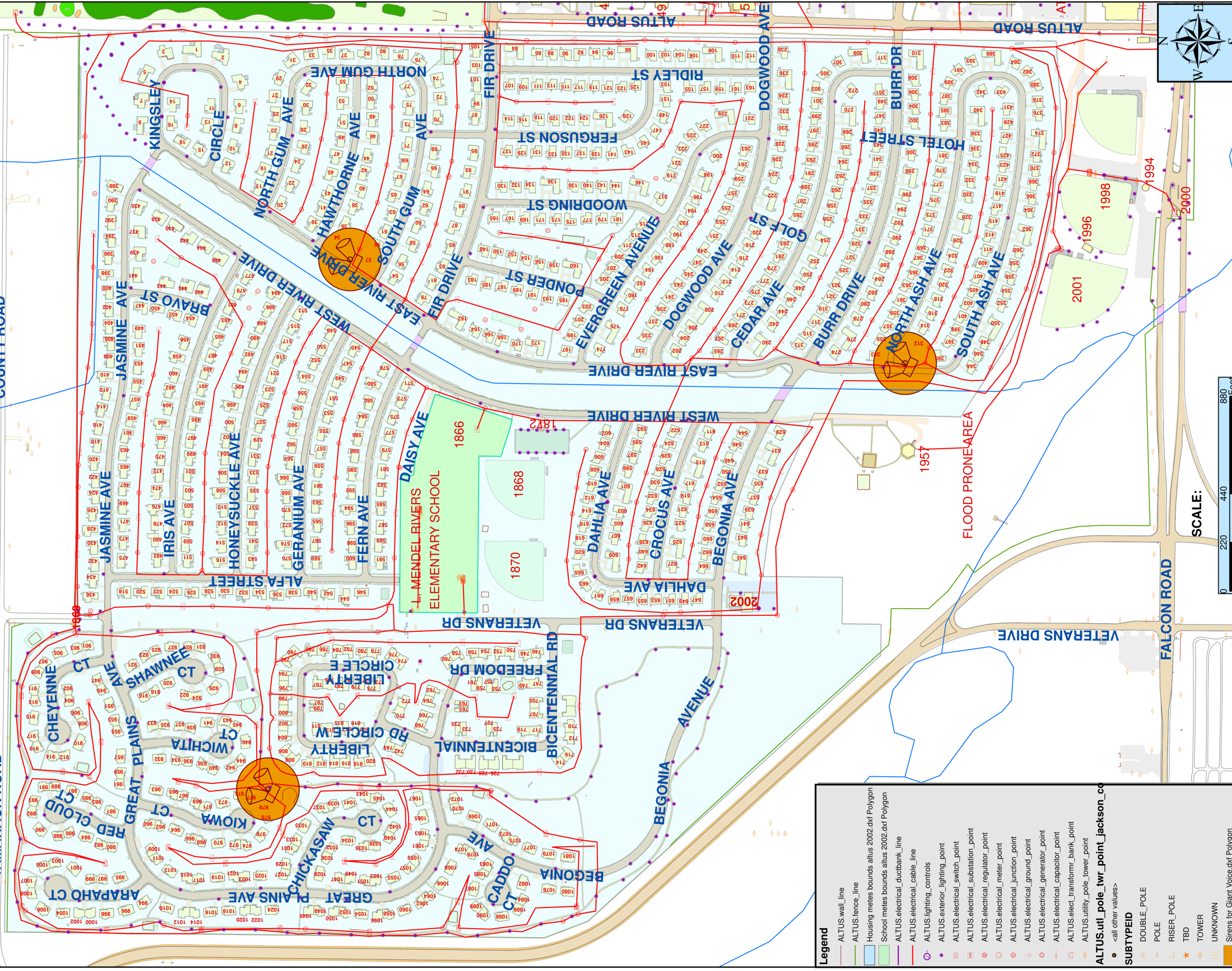
Updated June, 2015 by GP



HOUSING AREA ELECTRICAL ALTUS, AFB, ALTUS OKLAHOMA

COUNTY ROAD

TAMARACK ROAD



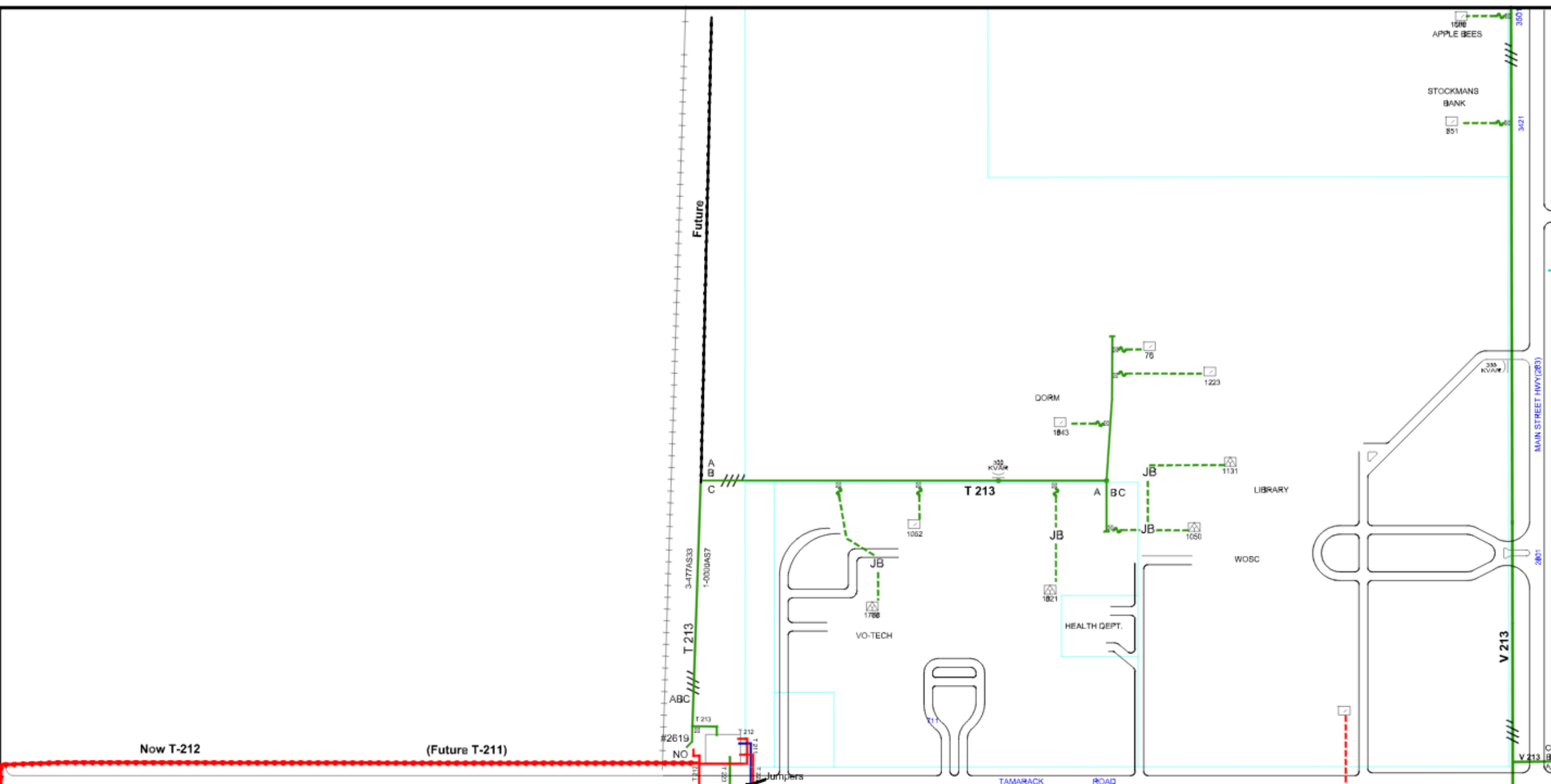
SCALE:

Legend

- ALTUS.wall_line
- ALTUS.fence_line
- Housing metes bounds altus 2002.dxf Polygon
- School metes bounds altus 2002.dxf Polygon
- ALTUS.electrical_ductbank_line
- ALTUS.electrical_cable_line
- ALTUS.lighting_controls
- ALTUS.exterior_lighting_point
- ALTUS.electrical_switch_point
- ALTUS.electrical_substation_point
- ALTUS.electrical_regulator_point
- ALTUS.electrical_meter_point
- ALTUS.electrical_junction_point
- ALTUS.electrical_ground_point
- ALTUS.electrical_generator_point
- ALTUS.electrical_capacitor_point
- ALTUS.utility_transformer_bank_point
- ALTUS.utility_pole_lower_point
- ALTUS.util_pole_twr_point_jackson_co
- all other values-


SUBTYPEID

- DOUBLE_POLE
- POLE
- RISER_POLE
- TBD
- TOWER
- UNKNOWN
- Sirens for Giant Voice.dxf Polygon



| | | | |
|--|------------------------|----|------------------------|
| | Pad Mount | NO | Normally Opened |
| | Pad Mount Delta | JB | Junction Box |
| | Pad Mount "Y" | | Street Light |
| | Riserpole | | Pole Anchor |
| | Pole Mount "Y" station | | Services |
| | Pole Mount Delta | | Three Phases & Neutral |
| | Pole Mount | | Two Phases & Neutral |
| | Power Poles | | One Phase & Neutral |
| | Meter Pedestal | | Neutral |

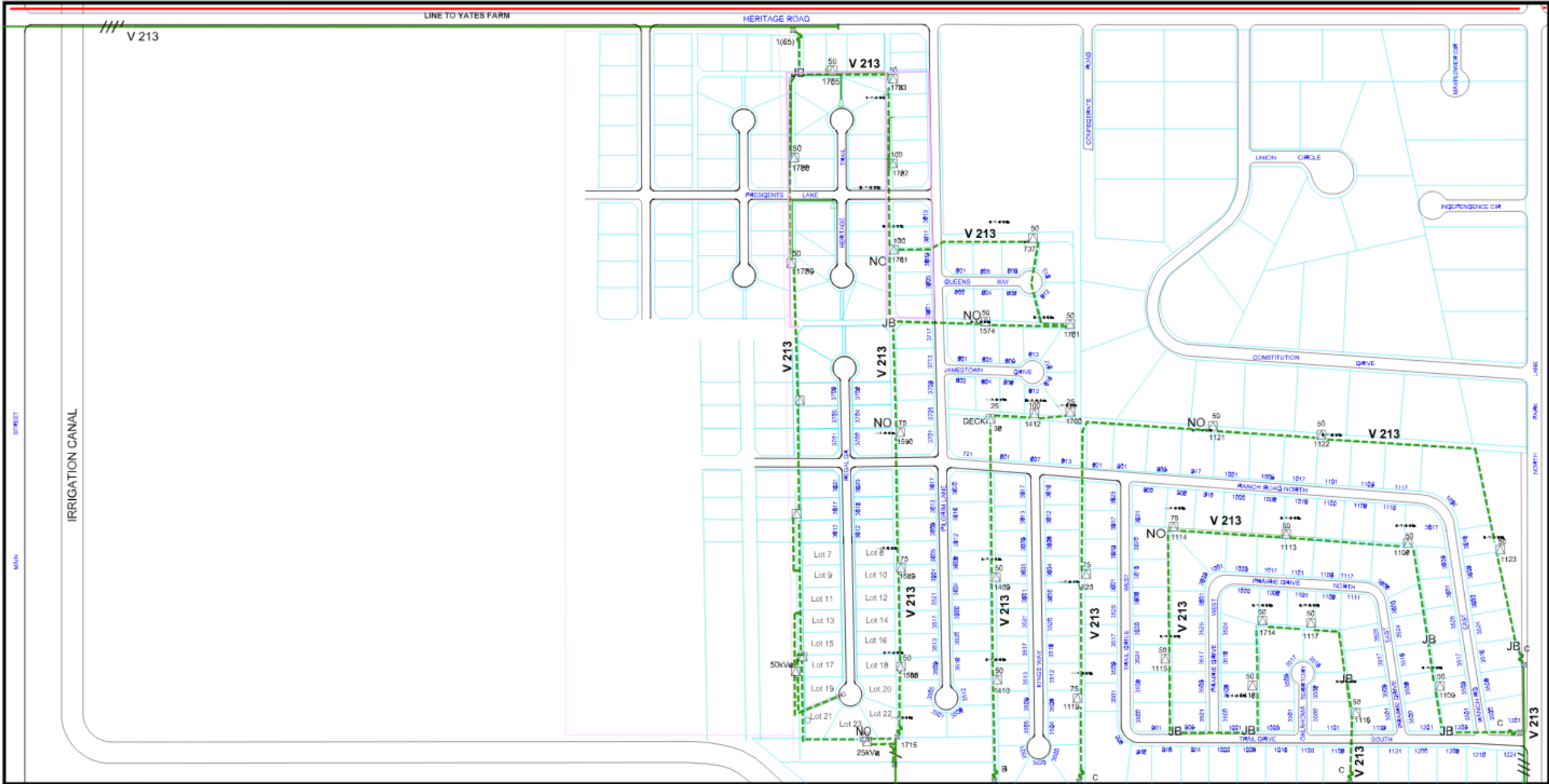
| | |
|--|--|
| Notes: | |
| 1.27 3ph mi, 0.0 2ph mi, 0.0 1ph mi, 0.64 URD mi | |
| Future | |



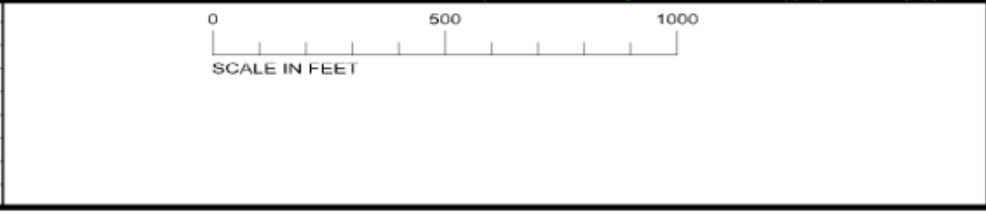
| Circuit Colors | |
|----------------|------|
| T223 | V213 |
| T222 | P211 |
| T211 | P212 |
| T212 | P213 |
| T213 | P214 |
| T221 | |
| V211 | |
| V212 | |



| | |
|-------------------------------|------|
| Altus Power System Map | |
| Primaries | |
| 111N | 112N |
| 111S | 112S |
| 120N | 119N |



| | | | |
|--|--------------------|--------|-------------|
| | NO - Normally Open | | Fuses |
| | JB - Junction Box | | UnderGround |
| | | Notes: | |
| | | | 2Mi 3Ph |
| | | | 3Mi 2Ph |
| | | | 5Mi 1Ph |
| | | | 2.77 Mi URD |
| | | | |
| | | | |

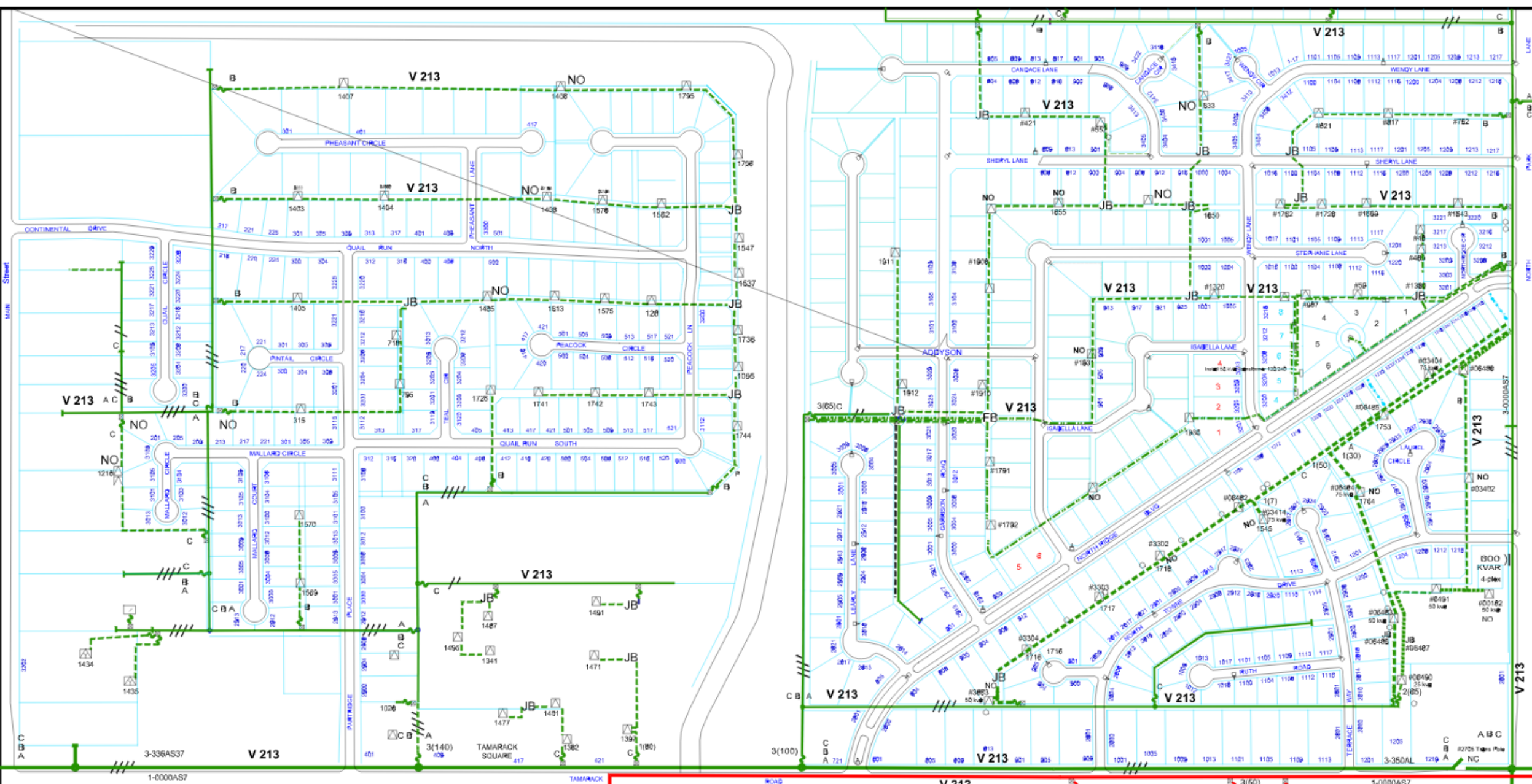


| Circuit Colors | |
|----------------|------|
| T223 | V213 |
| T222 | P211 |
| T212 | P212 |
| T213 | P213 |
| T221 | P214 |
| V211 | |
| V212 | |

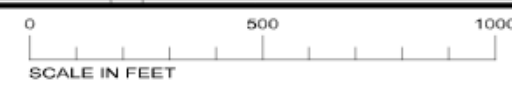


| | | |
|--|------|------|
| Altus Power System Map Primaries | | |
| 106S | | |
| 111N | 112N | 113N |
| 111S | 112S | 113S |

Revised by Puling
May 2010



| | | | | | |
|--|------------------------|----|----------------------|--|--|
| | Pad Mount | NO | Normally Opened | | Fuses |
| | Pad Mount Delta | JB | Junction Box | | Underground |
| | Pad Mount "Y" | SL | Street Light | | Note: |
| | Riserpole | PA | Pole Anchor | | 4.02 MI 3Ph .3 MI 2Ph .75 MI 1Ph 3.92 MI URD |
| | Pole Mount "Y" station | S | Services | | Three Phases & Neutral |
| | Pole Mount Delta | 2P | Two Phases & Neutral | | One Phase & Neutral |
| | Pole Mount | N | Natural | | |
| | Power Poles | | | | |
| | Meter Pedestal | | | | |



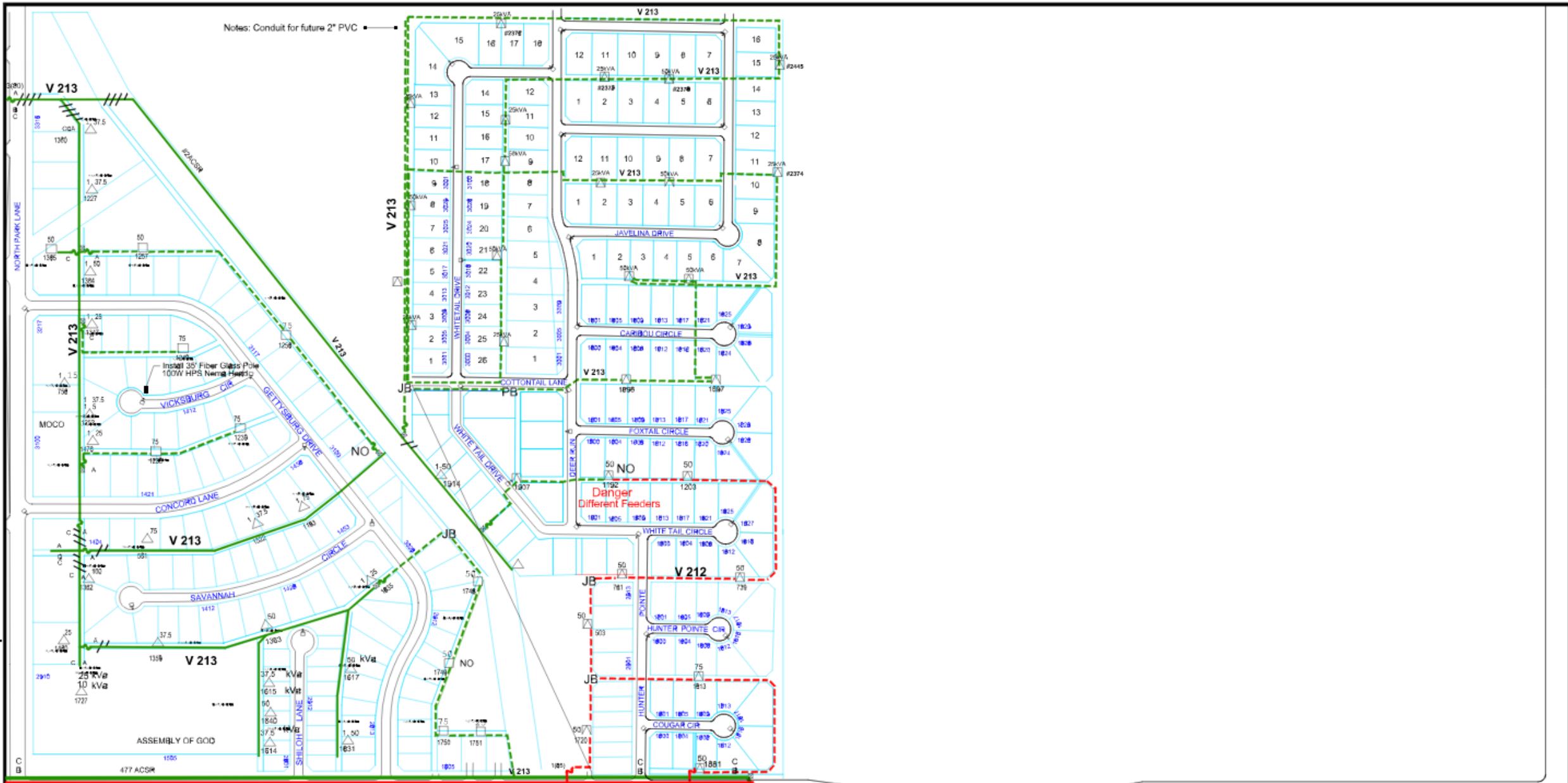
| Circuit Colors | |
|----------------|------|
| T223 | V213 |
| T222 | P211 |
| T211 | P212 |
| T212 | P213 |
| T213 | P214 |
| T221 | |
| V212 | |



| | | |
|-------------------------------|------|------|
| Altus Power System Map | | |
| Primaries | | |
| 111N | 112N | 113N |
| 111S | 112S | 113S |
| 120N | 119N | 118N |

Revised by Paving
September 2010

Notes: Conduit for future 2" PVC



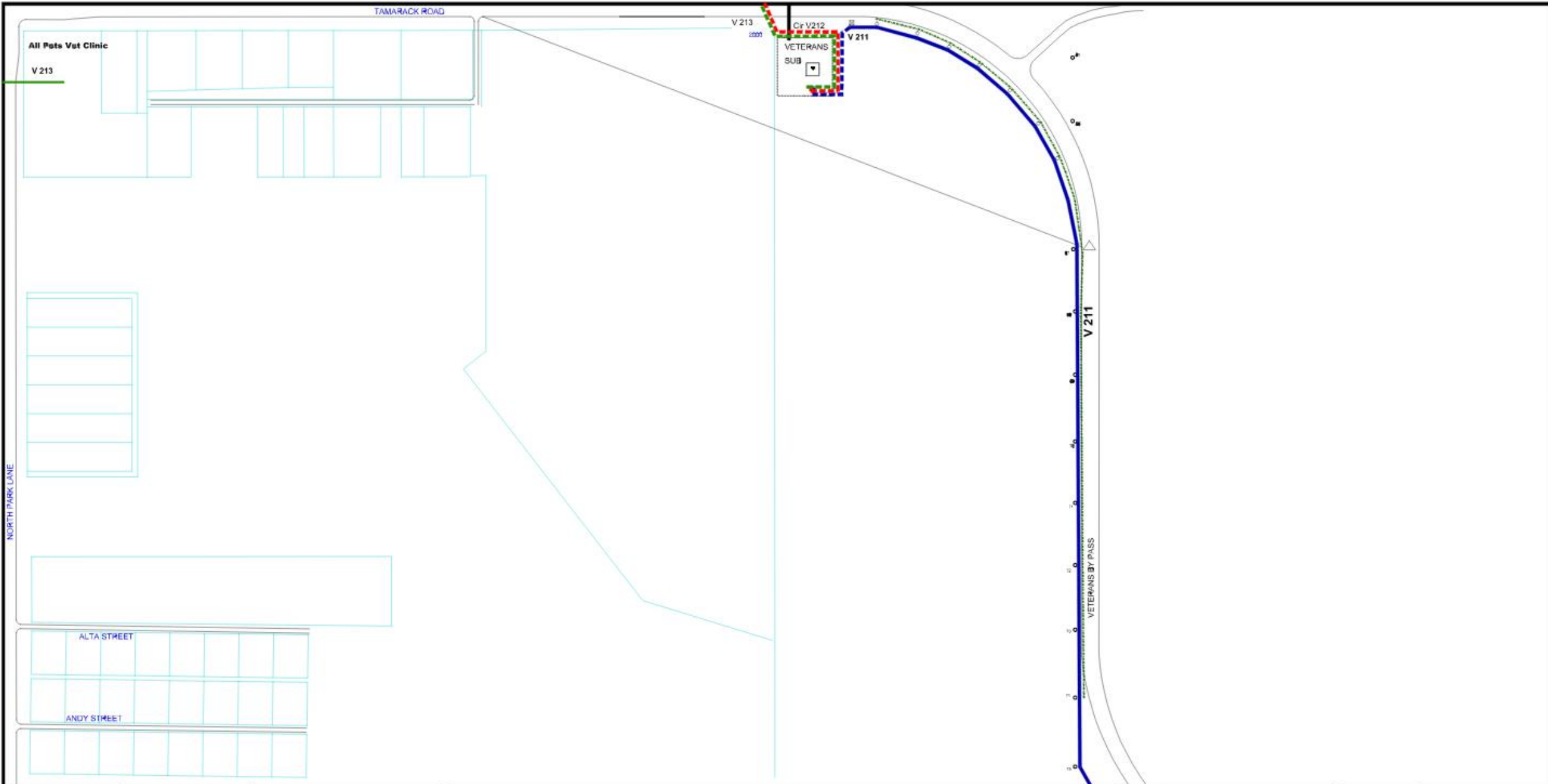
| | | |
|--|--------------------|---|
| | NO Normally Opened | Notes: |
| | JB Junction Box | 1.00 Mi 3Ph .0 Mi 2Ph 0.51 Mi 1Ph 1.25 Mi URD |
| | | |
| | | |
| | | |
| | | |
| | | |
| | | |
| | | |




| Circuit Colors | |
|----------------|------|
| T223 | V213 |
| T222 | P211 |
| T211 | P212 |
| T213 | P213 |
| T221 | P214 |
| V211 | |
| V212 | |



| Altus Power System Map Primaries | | |
|----------------------------------|------|------|
| 112N | 113N | 114N |
| 112S | 113S | 114S |
| 119N | 118N | 117N |



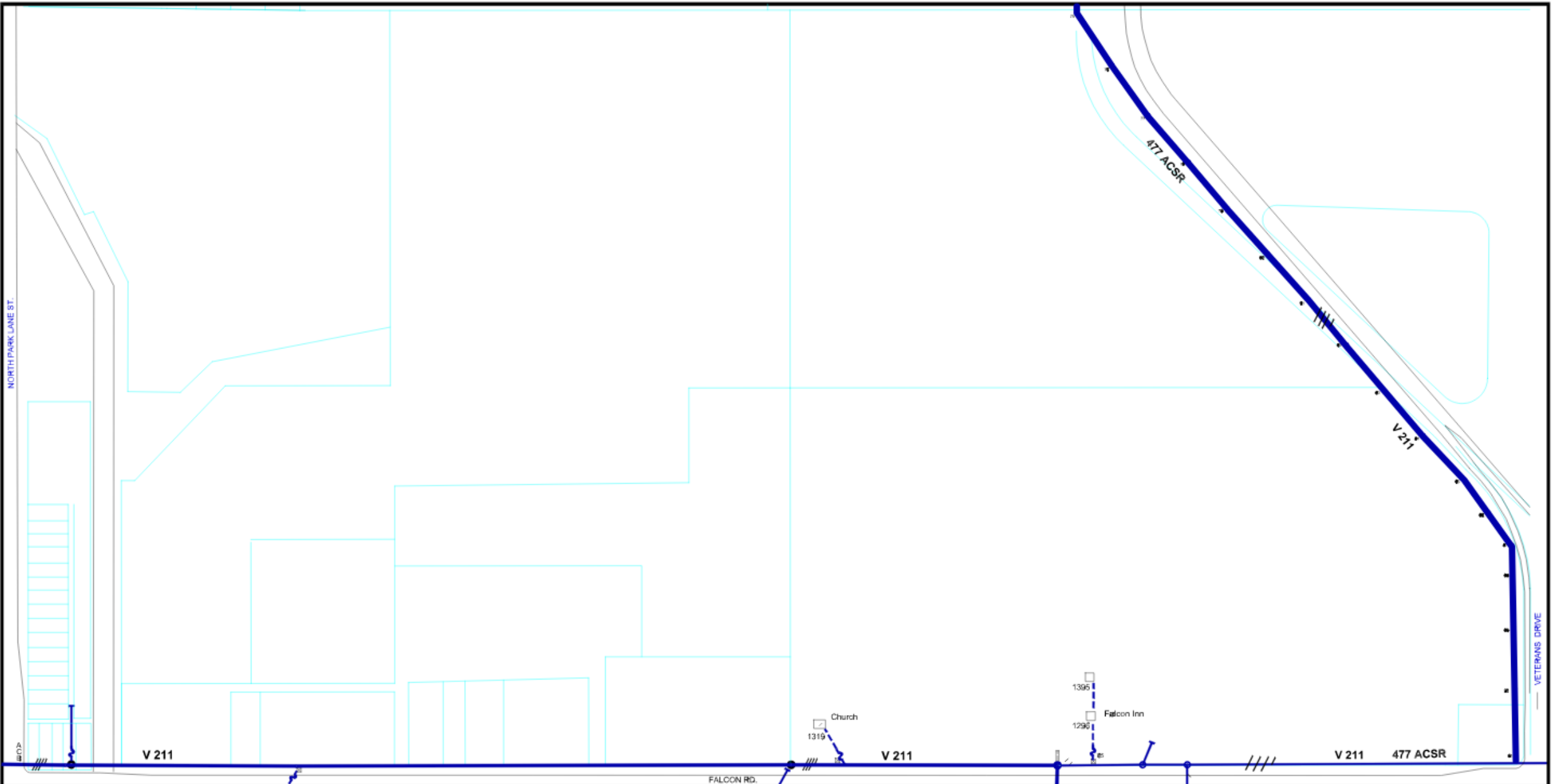
| | | | |
|--|----|------------------------|-------|
| | NO | Normally Opened | Notes |
| | JB | Junction Box | |
| | | Street Light | |
| | | Pole Anchor | |
| | | Services | |
| | | Three Phases & Neutral | |
| | | Two Phases & Neutral | |
| | | One Phase & Neutral | |
| | | Neutral | |



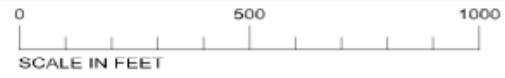
| Circuit Colors | |
|----------------|------|
| T223 | V213 |
| T222 | P211 |
| T211 | P212 |
| T212 | P213 |
| T213 | P214 |
| T221 | |
| V211 | |
| V212 | |



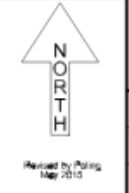
| Altus Power System Map Secondaries | | |
|---------------------------------------|------|------|
| 112S | 113S | |
| 119N | 118N | 117N |
| 119S | 113S | 113S |



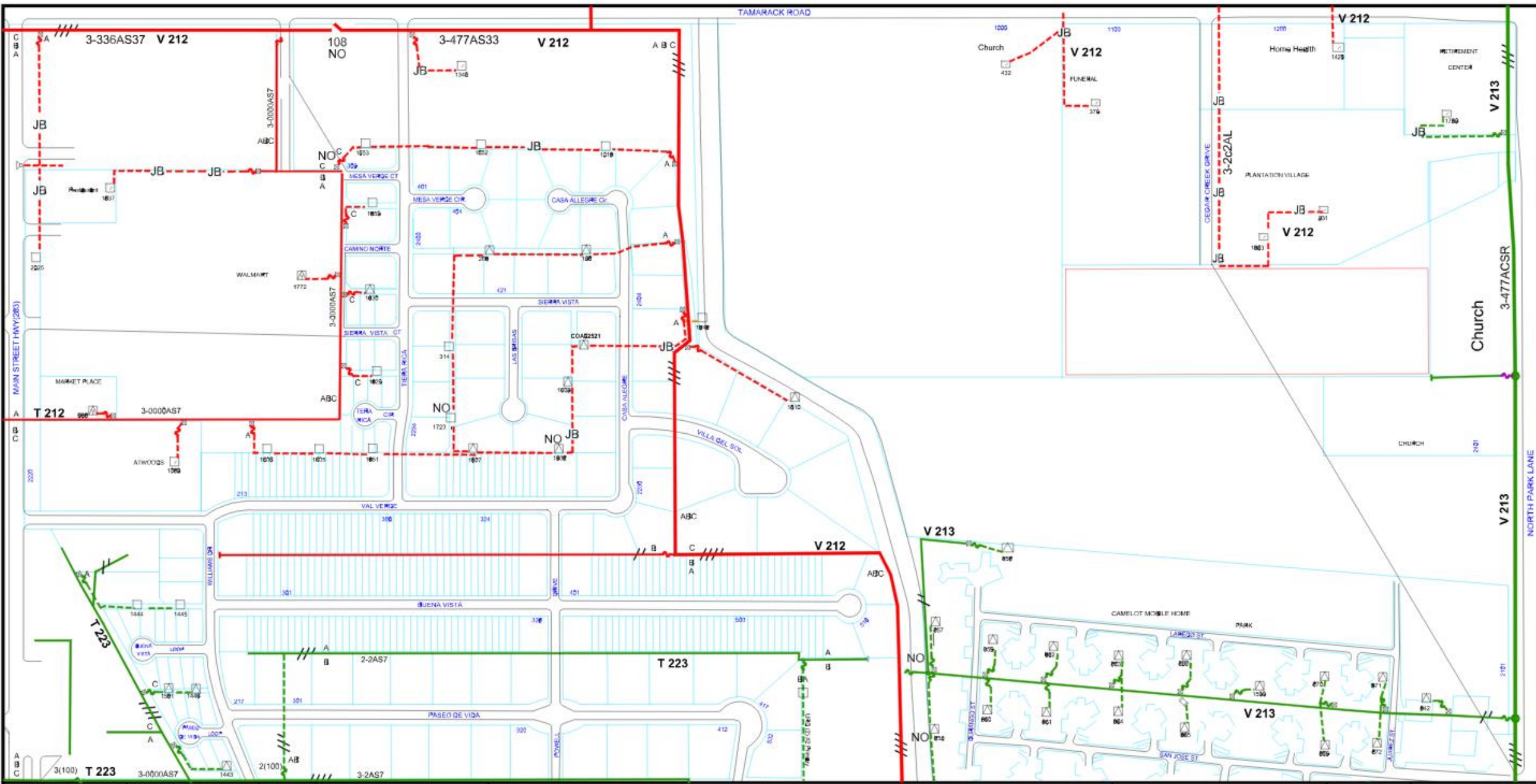
| | |
|--|------------------------|
| | NO Normally Opened |
| | JB Junction Box |
| | Street Light |
| | Pole Anchor |
| | Services |
| | Three Phases & Neutral |
| | Two Phases & Neutral |
| | One Phase & Neutral |
| | Neutral |



| Circuit Colors | |
|----------------|------|
| T223 | V213 |
| T222 | P211 |
| T211 | P212 |
| T212 | P213 |
| T213 | P214 |
| T221 | |
| V211 | |
| V212 | |



| Altus Power System Map Primaries | | |
|----------------------------------|------|------|
| 119N | 118N | 117N |
| 119S | 118S | 117S |
| 126N | 127N | 128N |



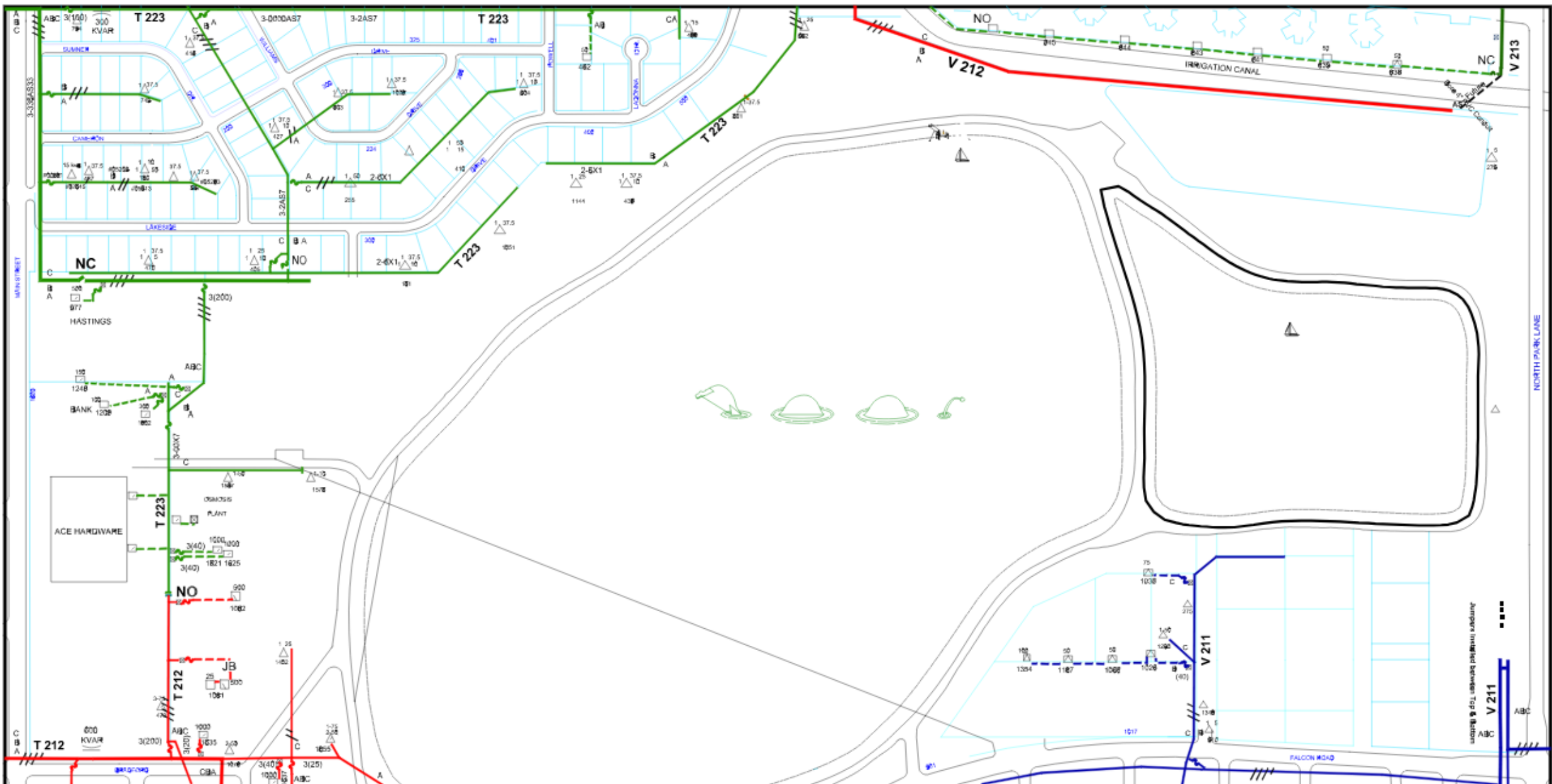
| | | | | |
|--|----|----------------------|--|------------------------|
| | NO | Normally Open | | Fuses |
| | JB | Junction Box | | Under-Ground |
| | | Street Light | | Pole Anchor |
| | | Services | | Three Phases & Neutral |
| | | Two Phases & Neutral | | One Phase & Neutral |
| | | Natural | | |
| | | | | |
| | | | | |
| | | | | |



| Circuit Colors | |
|----------------|------|
| T223 | V213 |
| T222 | P211 |
| T211 | P212 |
| T213 | P213 |
| T221 | P214 |
| V211 | |
| V212 | |

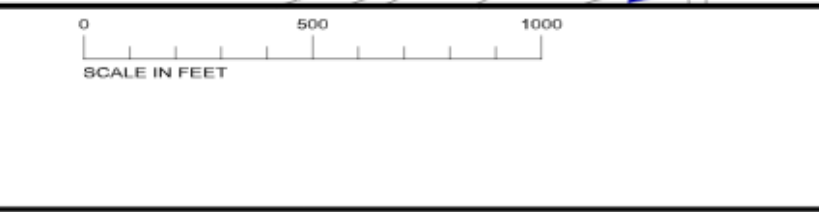


| | | |
|---|------|------|
| City of Altus Section 119 North Primaries | | |
| 111S | 112S | 113S |
| 120N | 119N | 118N |
| 120S | 119S | 118S |



| | | | |
|--|------------------------|--|------------------------|
| | Pole Mount | | Normally Opened |
| | Pole Mount Delta | | Junction Box |
| | Pole Mount "Y" | | Street Light |
| | Riserpole | | Pole Anchor |
| | Pole Mount "Y" station | | Services |
| | Pole Mount Delta | | Three Phases & Neutral |
| | Pole Mount | | Two Phases & Neutral |
| | Power Pole | | One Phase & Neutral |
| | Meter Pedestal | | Neutral |

| | |
|--|---|
| | Notes: |
| | 2.50 Miles 3ph 88 miles 2ph 12 miles 120 2.81 miles 120 |
| | 2.25-12 Charge the Fuel |
| | AS - 600 amp Air Switch (Bridger) |

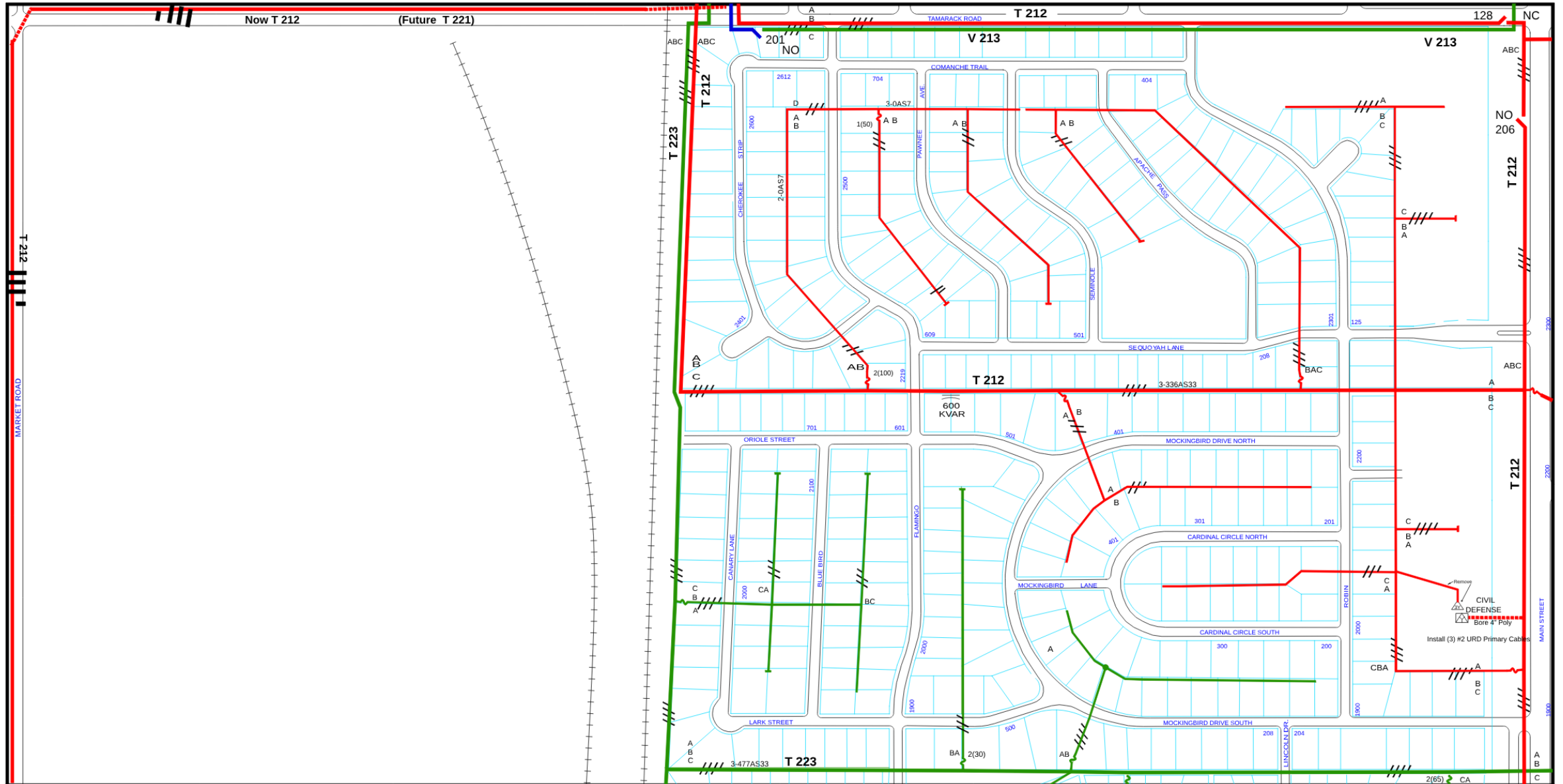


| Circuit Colors | |
|----------------|------|
| T223 | V213 |
| T222 | P211 |
| T211 | P212 |
| T212 | P213 |
| T213 | P214 |
| T221 | |
| V211 | |
| V212 | |

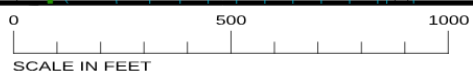


| | | |
|---|-------------|------|
| Altus Power System Map Primaries | | |
| 120N | 119N | 118N |
| 120S | 119S | 118S |
| 125N | 126N | 127N |

Revised by: P. King
Date: 2015



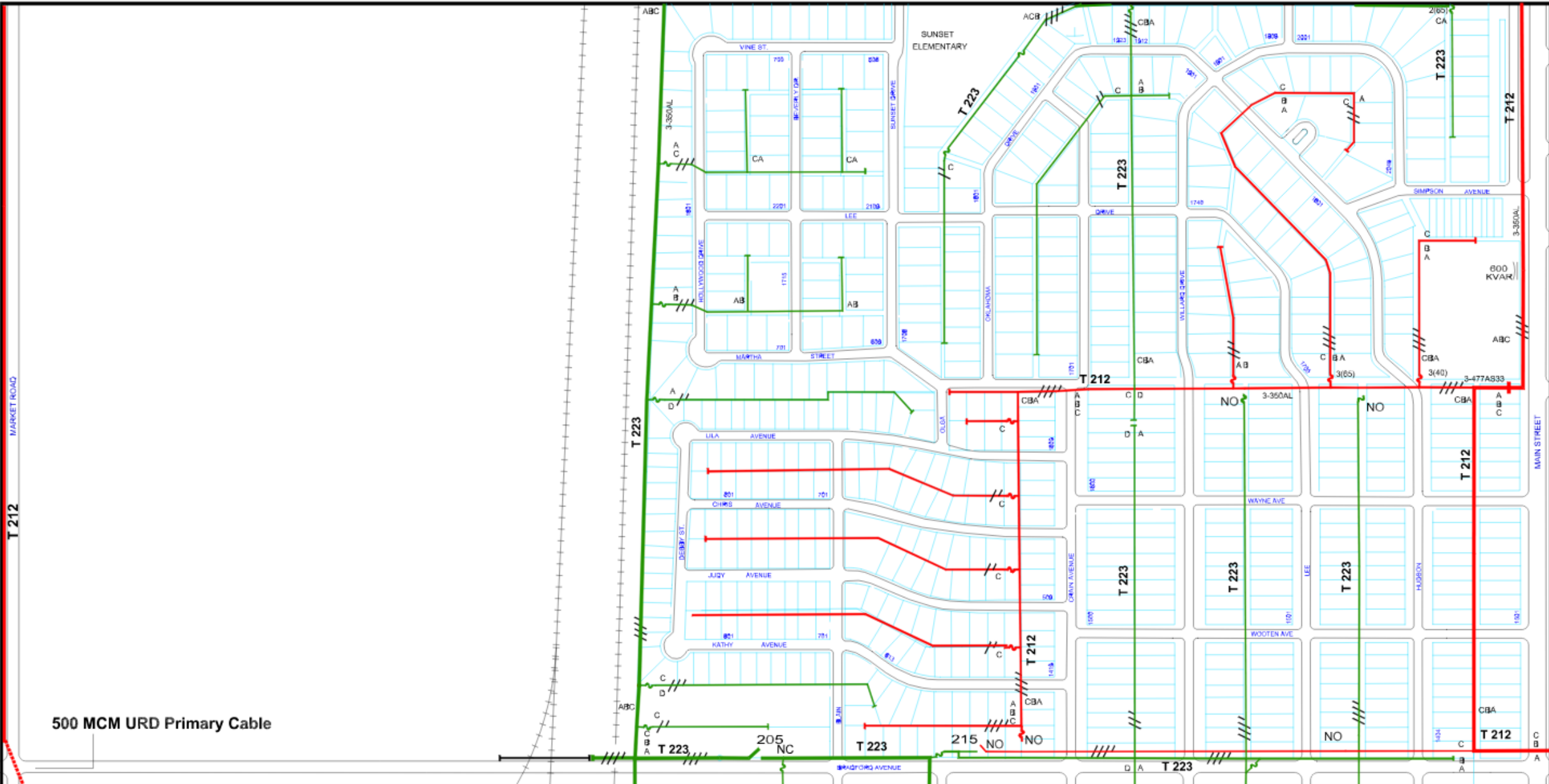
| | | |
|--|------------------------|-------------------------------|
| | NO Normally Opened | Notes |
| | JB Junction Box | 8.94 Miles 3ph 3.14 miles 2ph |
| | Street Light | |
| | Pole Anchor | |
| | Services | |
| | Three Phases & Neutral | |
| | Two Phases & Neutral | |
| | One Phase & Neutral | |
| | Neutral | |



| Circuit Colors | |
|----------------|------|
| T223 | V213 |
| T222 | P211 |
| T211 | P212 |
| T212 | P213 |
| T213 | P214 |
| T221 | |
| V211 | |
| V212 | |

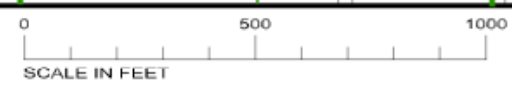


| | |
|---|------|
| City of Altus Section 120 North Primaries | |
| 111S | 112S |
| 120N | 119N |
| 120S | 119S |



500 MCM URD Primary Cable

| | | |
|--|--------------------|--|
| | NO Normally Opened | New 50 KVA Padmounts |
| | J/B Junction Box | 7.16 Miles 3ph 1.09 miles 2ph 1.15 miles 1ph |
| | | |
| | | |
| | | |
| | | |
| | | |
| | | |
| | | |



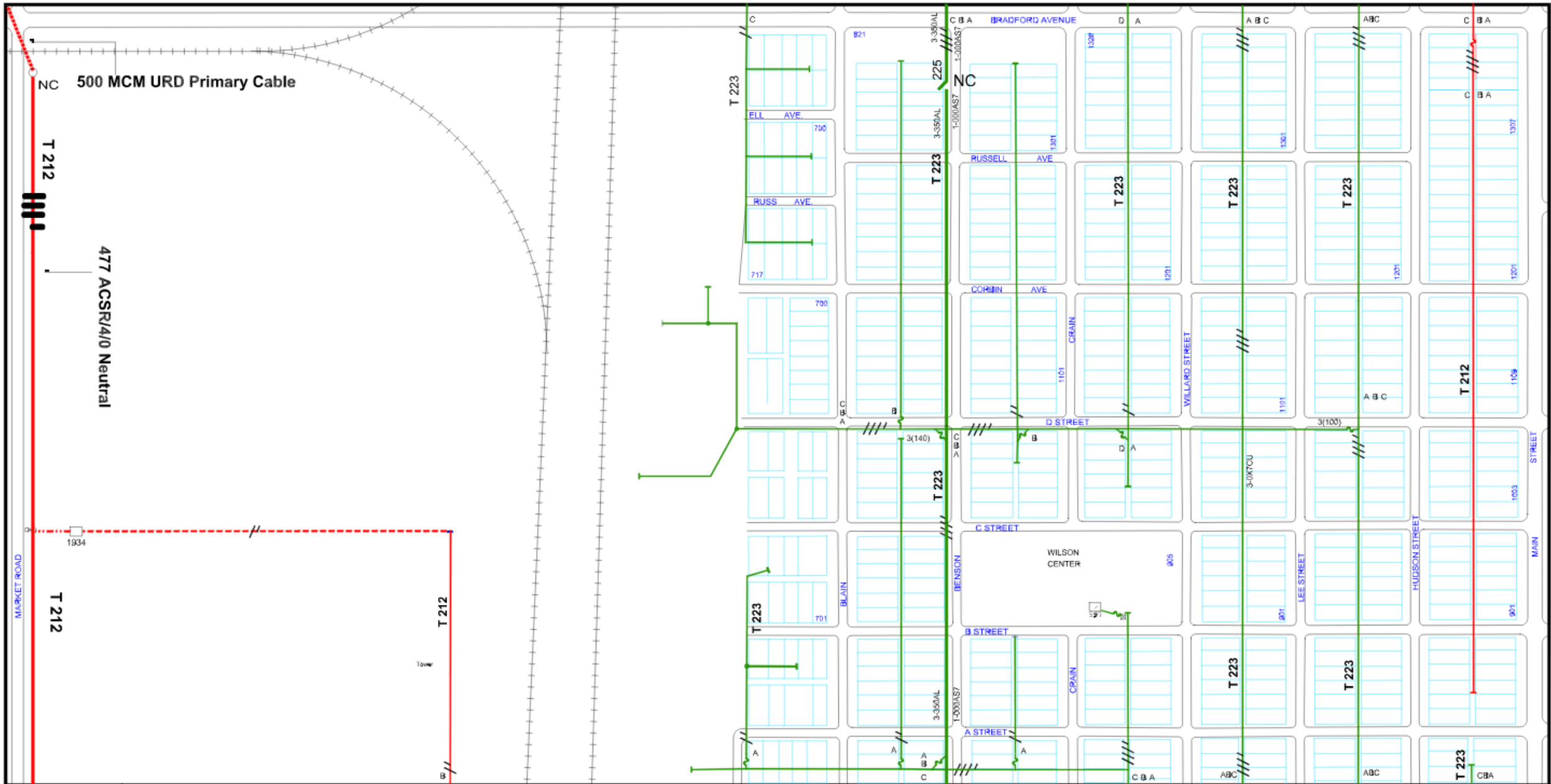
| Circuit Colors | |
|----------------|------|
| T223 | V213 |
| T222 | P211 |
| T211 | P212 |
| T212 | P213 |
| T213 | P214 |
| T221 | |
| V211 | |
| V212 | |



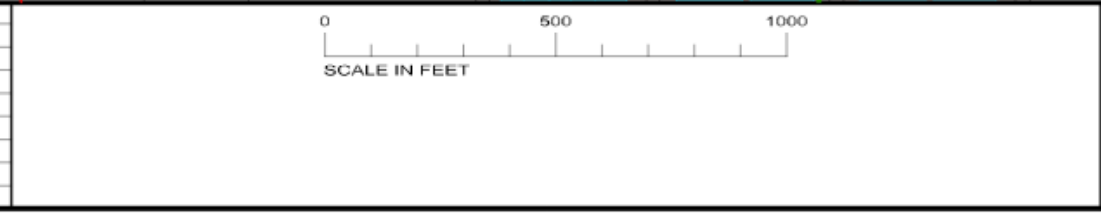
City of Altus
Section 120 South
Primaries

| | |
|------|------|
| 120N | 119N |
| 120S | 119S |
| 125N | 126N |

Prepared by Poling
May 2015



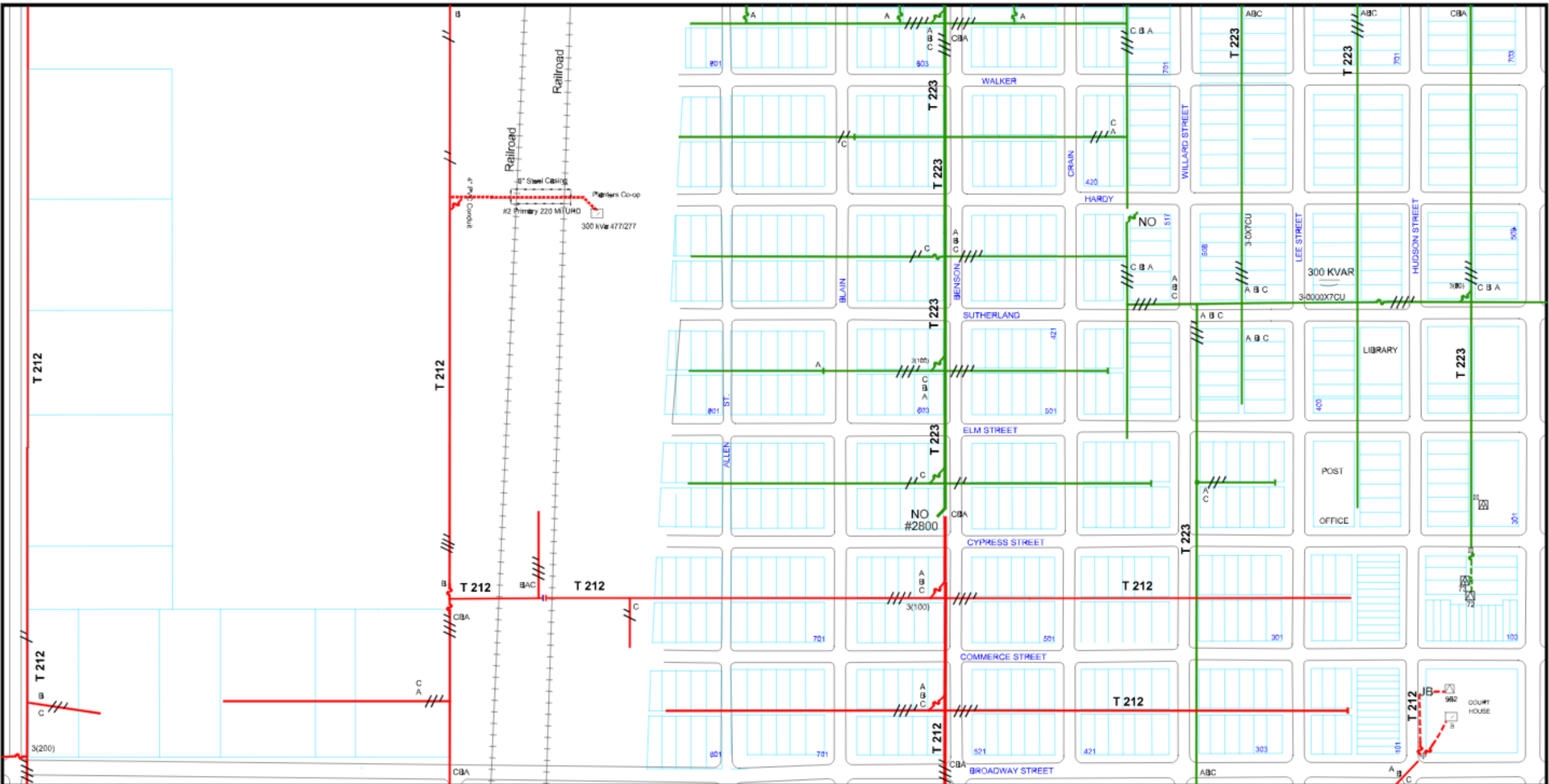
| | | |
|--|------------------------|---|
| | NO Normally Opened | Notes: |
| | JB Junction Box | 4.00 3ph mi, 0.0 2ph mi, 1.64 1ph mi, 0.02 URD mi |
| | Street Light | |
| | Pole Anchor | |
| | Services | |
| | Three Phases & Neutral | |
| | Two Phases & Neutral | |
| | One Phase & Neutral | |
| | Neutral | |



| Circuit Colors | |
|----------------|------|
| T223 | V213 |
| T222 | P211 |
| T211 | P212 |
| T212 | P213 |
| T213 | P214 |
| T221 | |
| V211 | |
| V212 | |



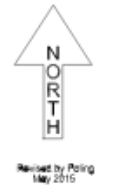
| | | | |
|---|------|------|------|
| City of Altus Section 125 North Primaries | | | |
| 120S | 119S | 126N | 125N |
| 124S | 125S | 126S | 125S |



| | | |
|--------------------------|----------------------------|--|
| □ Pad Mount | NO Normally Opened | Notes: |
| □ Pad Mount Delta | JB Junction Box | 4.22 3ph mi, 0.44 2ph mi, 1.10 1ph mi, 0.20 URD mi |
| □ Pad Mount "Y" | △ Street Light | |
| □ Risergpole | ■ Pole Anchor | |
| △ Pole Mount "Y" station | ○ Services | |
| △ Pole Mount Delta | /// Three Phases & Neutral | |
| △ Pole Mount | /// Two Phases & Neutral | |
| ○ Power Poles | /// One Phase & Neutral | |
| ○ Meter Pedestal | — Neutral | |



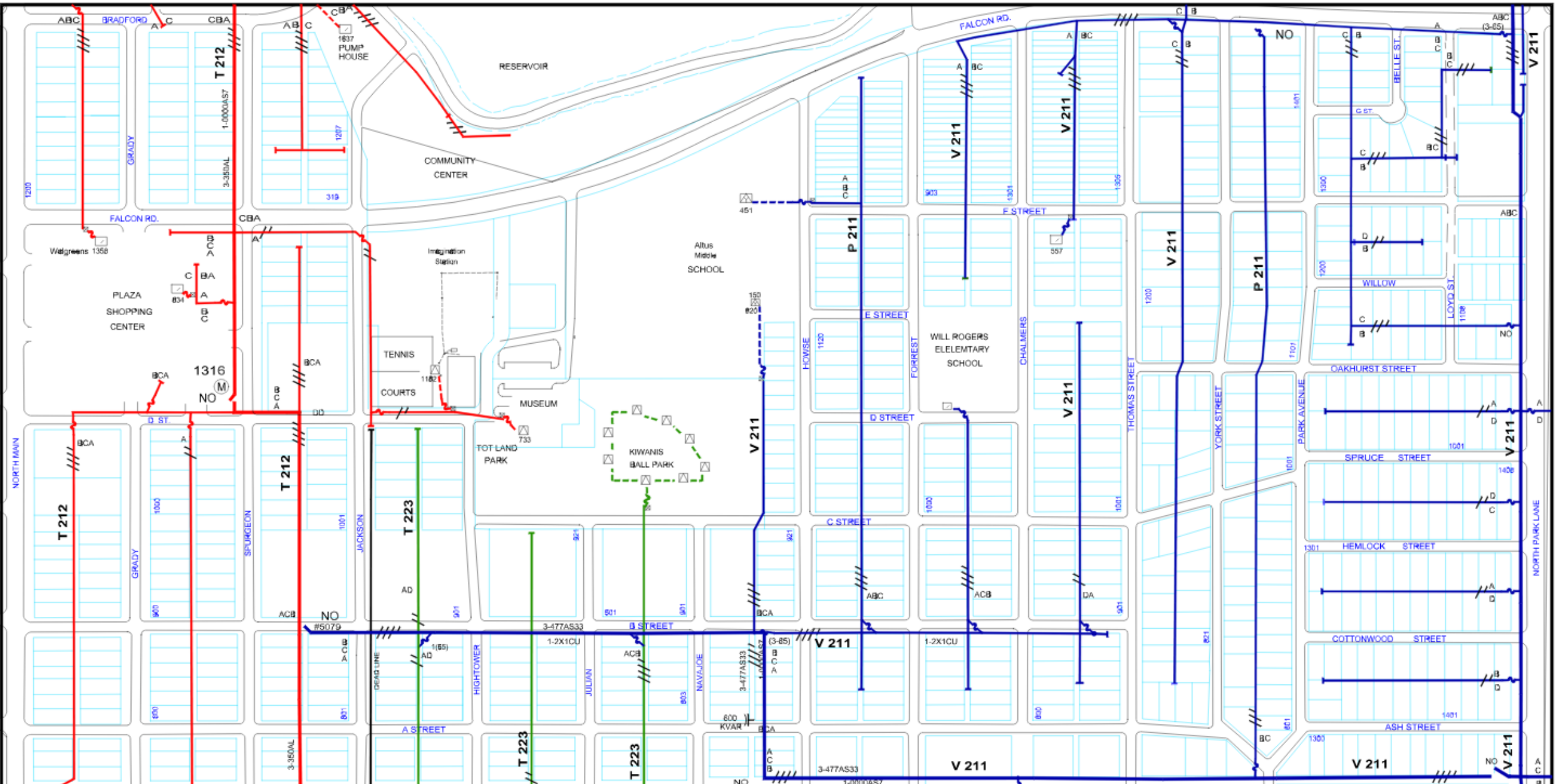
| Circuit Colors | |
|----------------|------|
| T223 | V213 |
| T222 | P211 |
| T212 | P212 |
| T213 | P213 |
| T221 | P214 |
| V211 | |
| V212 | |



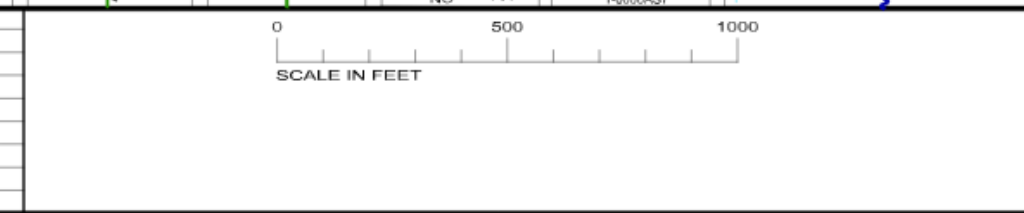
City of Altus
Section 125 South
Primaries

| | | |
|------|------|------|
| 124N | 125N | 126N |
| 124S | 125S | 126S |
| 24N | 134N | 20N |

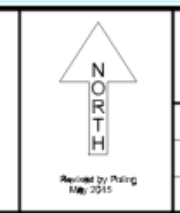
Revised by Poling
May 2015



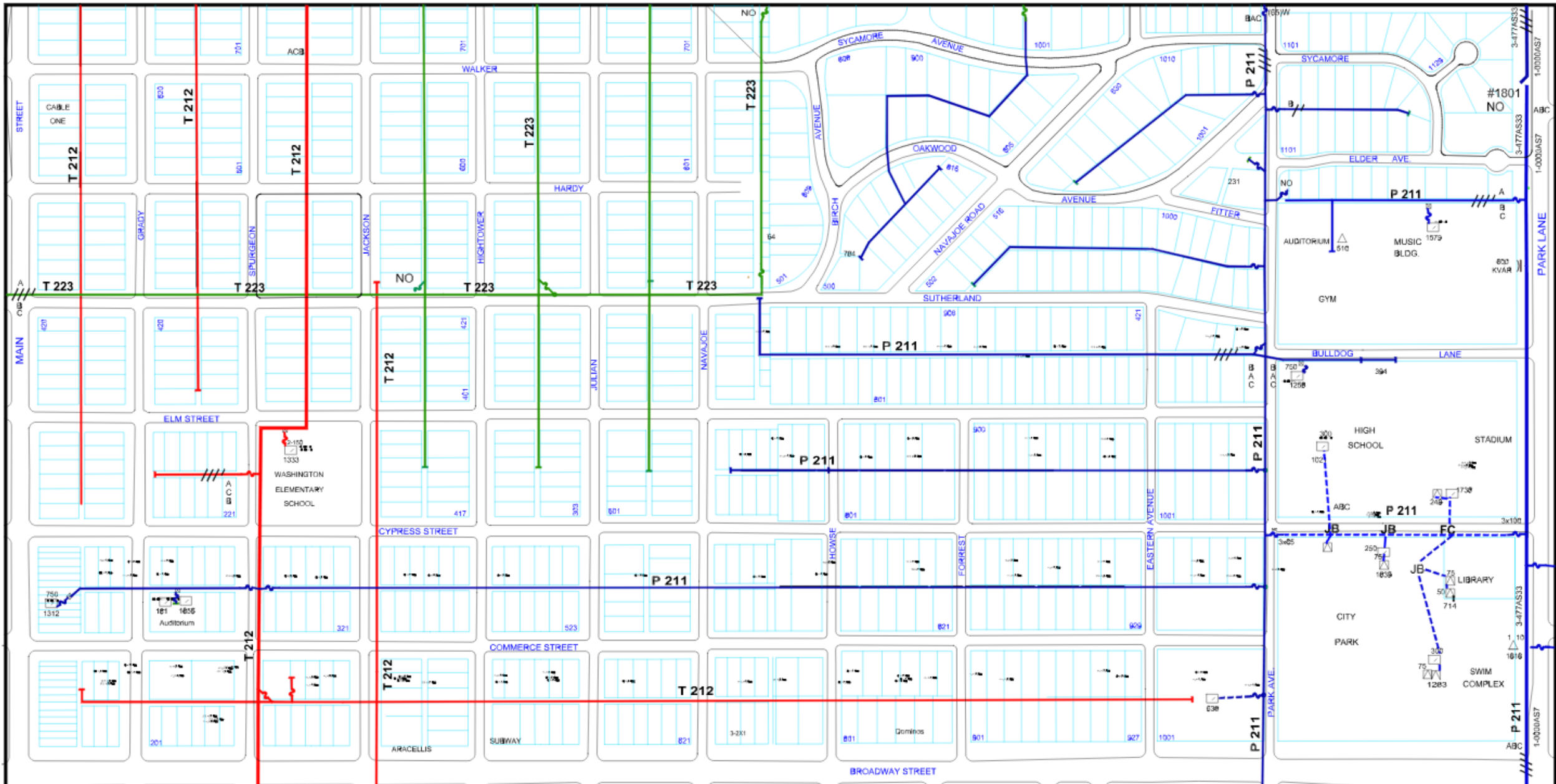
| | | |
|--|--------------------|--|
| | NO Normally Opened | Notes: |
| | JB Junction Box | 4.71 3ph mi, 1.38 2ph mi, 1.41 1ph mi, 0.35 UMD mi |
| | | |
| | | |
| | | |
| | | |
| | | |
| | | |
| | | |



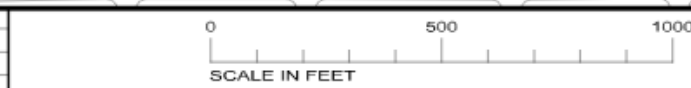
| Circuit Colors | |
|----------------|------|
| T223 | V213 |
| T222 | P211 |
| T211 | P212 |
| T212 | P213 |
| T213 | P214 |
| T221 | |
| V211 | |
| V212 | |



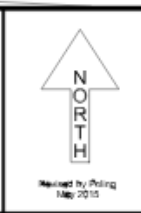
| | | |
|-----------------------------|------|------|
| City of Altus | | |
| Section 126 North Primaries | | |
| 120S | 119S | 118S |
| 125N | 126N | 127N |
| 125S | 126S | 127S |



| | | |
|------------------------|----------------------------|--|
| Pad Mount | NO Normally Opened | Notes: |
| Pad Mount Delta | JB Junction Box | 5.66 3ph mi, 1.01 2ph mi, 0.85 1ph mi, 0.21 URQ mi |
| Pad Mount "Y" | Street Light | |
| Riserpole | Pole Anchor | |
| Pole Mount "Y" station | Services | |
| Pole Mount Delta | /// Three Phases & Neutral | |
| Pole Mount | /// Two Phases & Neutral | |
| Power Poles | /// One Phase & Neutral | |
| Meter Pedestal | — Neutral | |



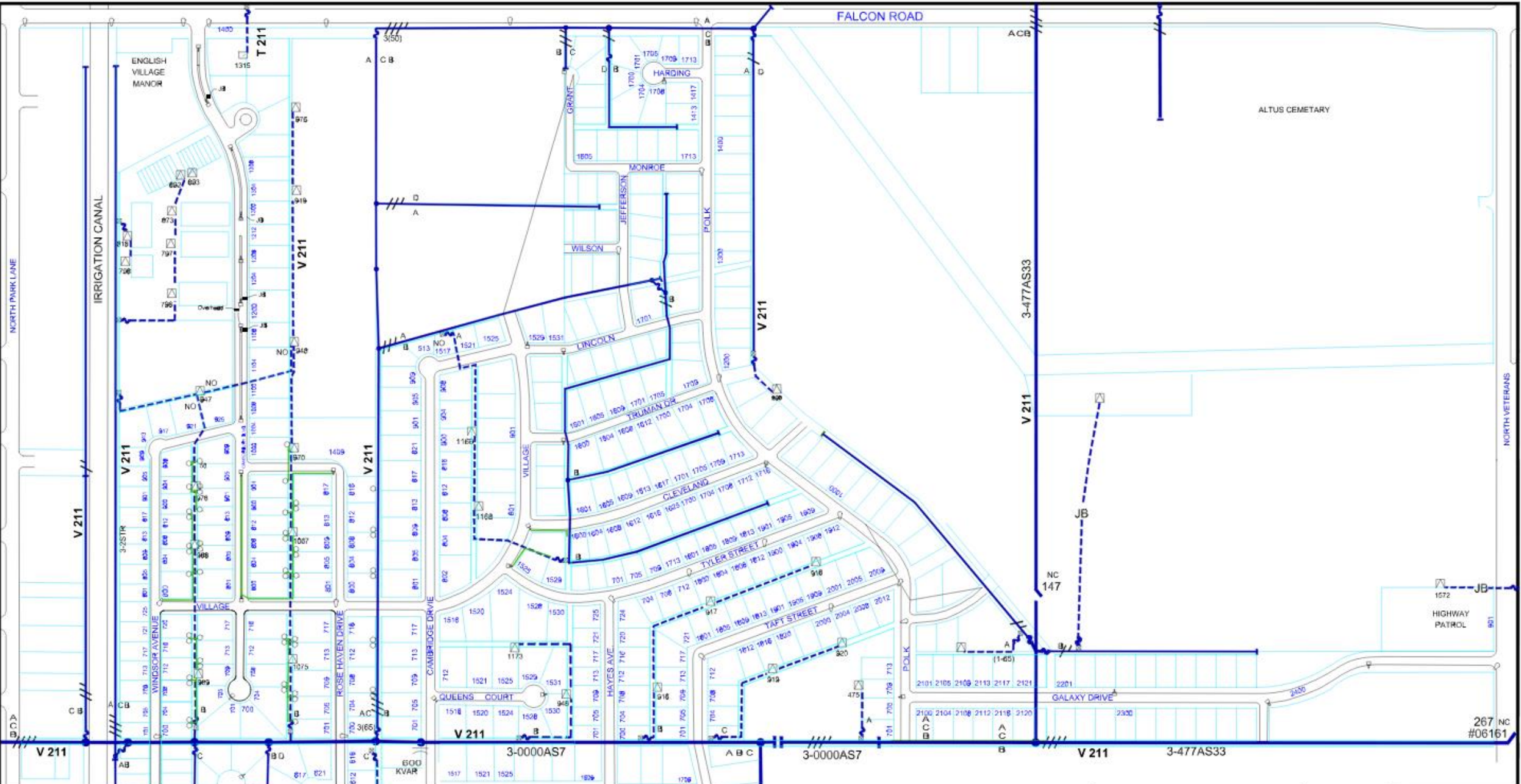
| Circuit Colors | |
|----------------|------|
| T223 | V213 |
| T222 | P211 |
| T211 | P212 |
| T212 | P213 |
| T213 | P214 |
| T221 | |
| V211 | |
| V212 | |



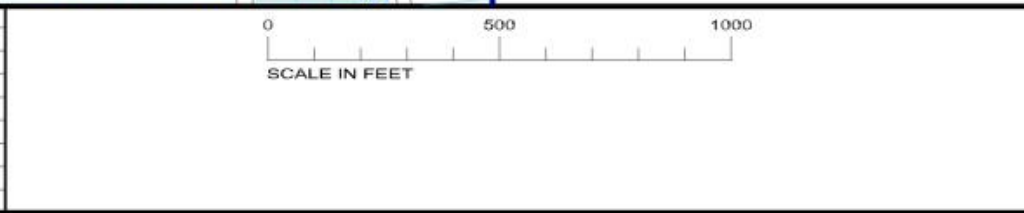
City of Altus
Section 126 South
Primaries

| | | |
|------|------|------|
| 125N | 126N | 127N |
| 125S | 126S | 127S |
| 134N | 133N | 132N |


Revised by Poling
May 2015



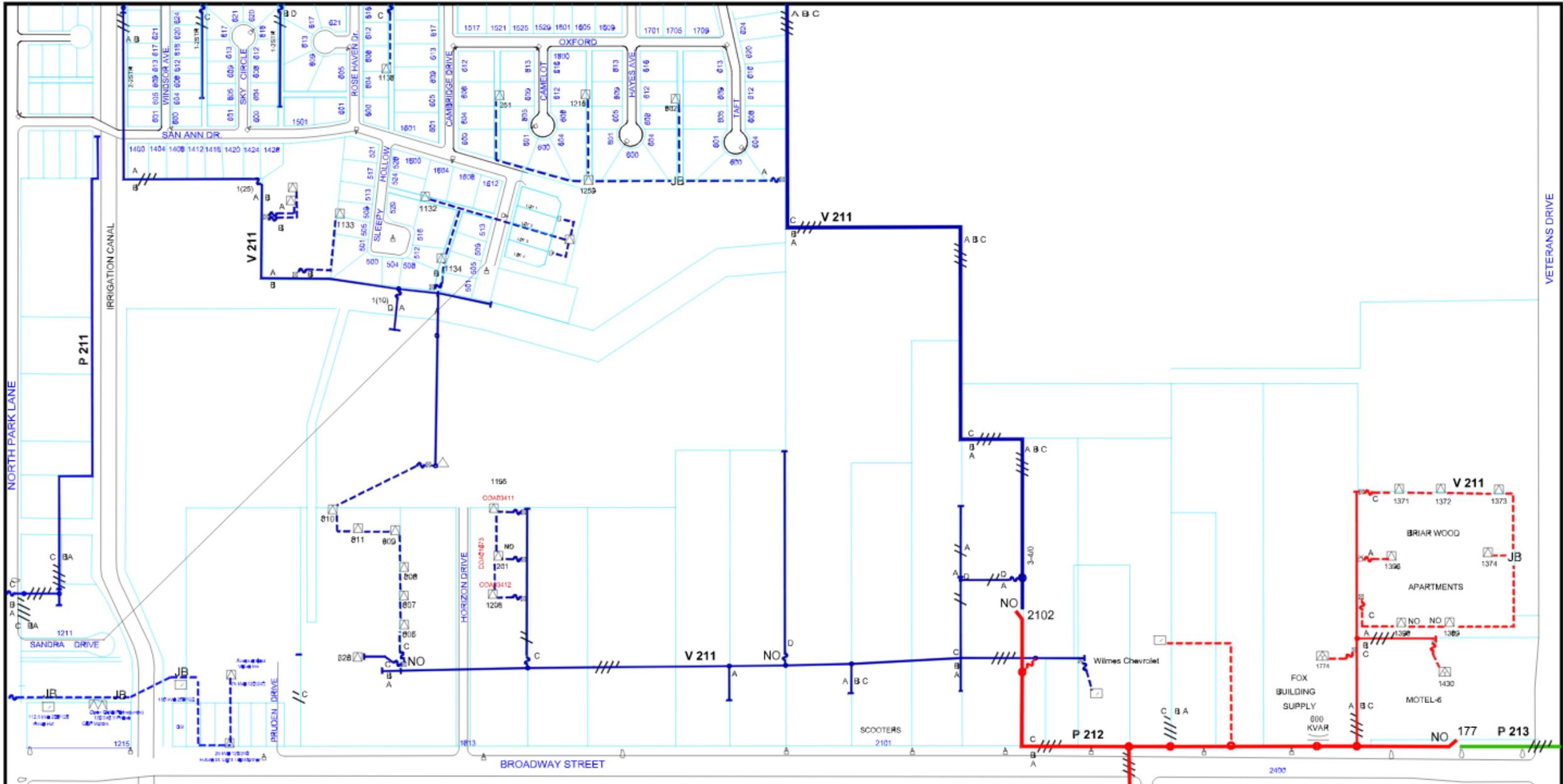
| | | |
|--|--------------------|---|
| | NO Normally Opened | |
| | JB Junction Box | |
| | | Notes: |
| | | 2.27 MI 3Ph 1.20 MI 2Ph 1.21 MI 1Ph 2.01 MI URD |
| | | |
| | | |
| | | |
| | | |
| | | |



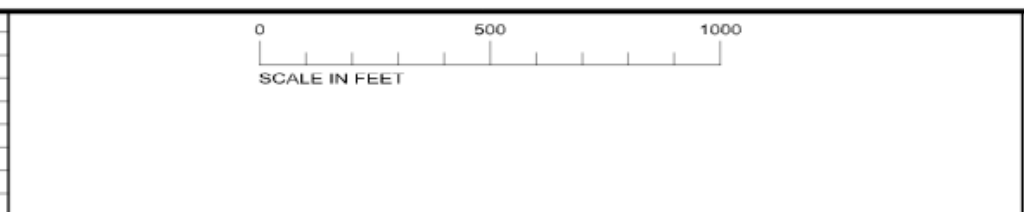
| Circuit Colors | |
|----------------|------|
| T223 | V213 |
| T222 | P211 |
| T211 | P212 |
| T212 | P213 |
| T213 | P214 |
| T221 | |
| V211 | |
| V212 | |



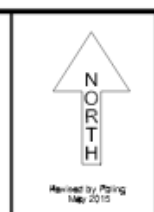
| | | |
|---|------|------|
| City of Altus Section 127 North Primaries | | |
| 119S | 118S | 117S |
| 126N | 127N | 128N |
| 126S | 127S | 127S |



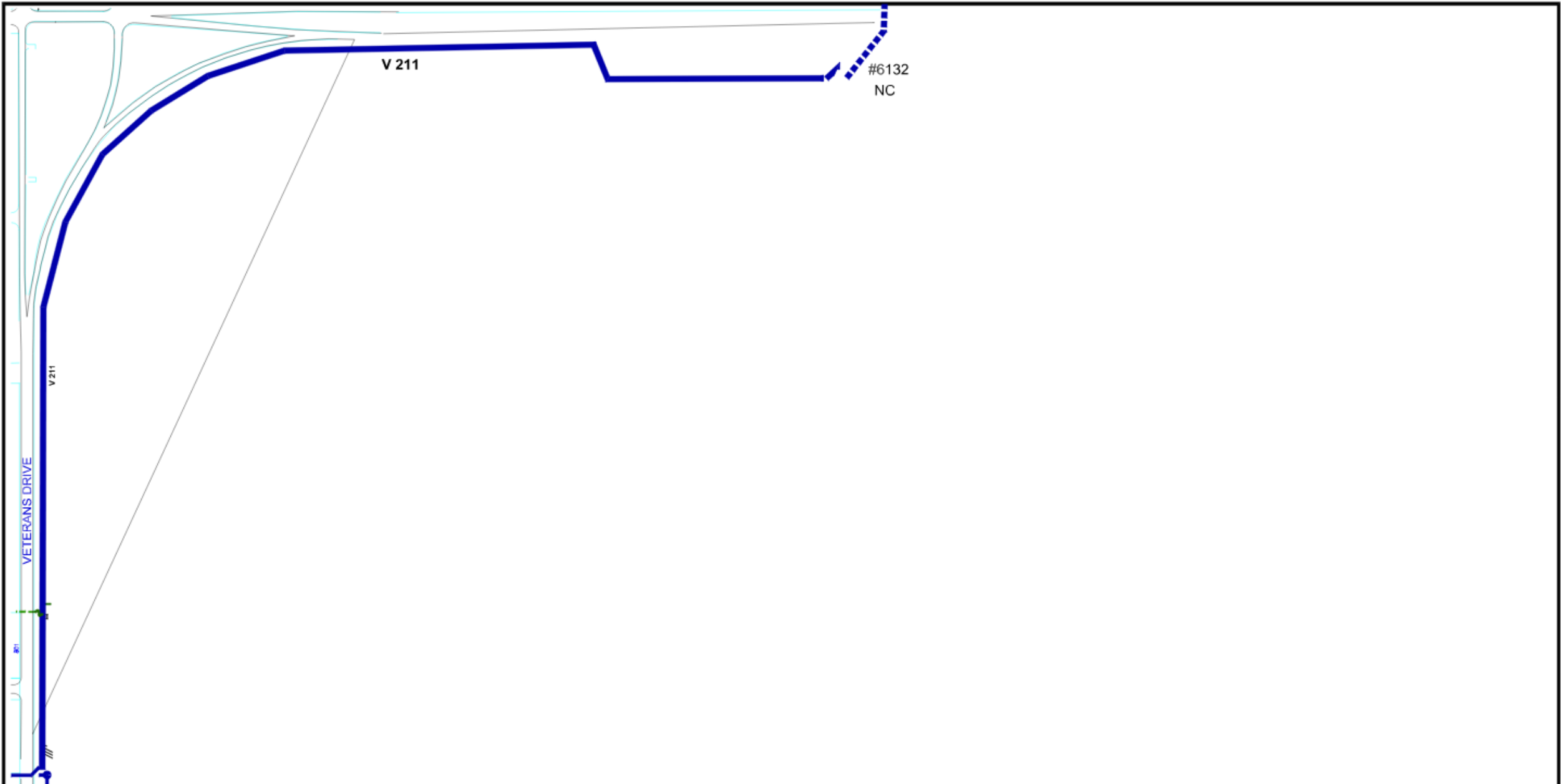
| | | |
|--|--------------------|---|
| | NO Normally Opened | |
| | JB Junction Box | |
| | | Notes: |
| | | 2.08 Mi 3Ph 0.50 Mi 2Ph 0.62 Mi 1Ph 1.11 Mi URD |
| | | |
| | | |
| | | |
| | | |
| | | |




| Circuit Colors | |
|----------------|------|
| T223 | V213 |
| T222 | P211 |
| T211 | P212 |
| T212 | P213 |
| T213 | P214 |
| T221 | |
| V211 | |
| V212 | |



| | | |
|-------------------|------|------|
| City of Altus | | |
| Section 127 South | | |
| Primaries | | |
| 126N | 127N | 128N |
| 126S | 127S | 128S |
| 133N | 132N | 131N |



| | | | |
|--|------------------------|-----|------------------------|
| | Pad Mount | NO | Normally Opened |
| | Pad Mount Delta | JB | Junction Box |
| | Pad Mount "Y" | | Street Light |
| | Riserpole | ■ | Pole Anchor |
| | Pole Mount "Y" station | ⚡ | Services |
| | Pole Mount Delta | /// | Three Phases & Neutral |
| | Pole Mount | /// | Two Phases & Neutral |
| | Power Poles | /// | One Phase & Neutral |
| | Pedestal | — | Neutral |



| Circuit Colors | | | |
|----------------|--|------|--|
| T223 | | V213 | |
| T222 | | P211 | |
| T211 | | P212 | |
| T212 | | P213 | |
| T213 | | P214 | |
| T221 | | | |
| V211 | | | |
| V212 | | | |



| | | |
|---|------|--|
| City of Altus Section 128 North Primaries | | |
| 118S | 117S | |
| 127N | 128N | |
| 127S | 128S | |

Revised by Poling
May 2015



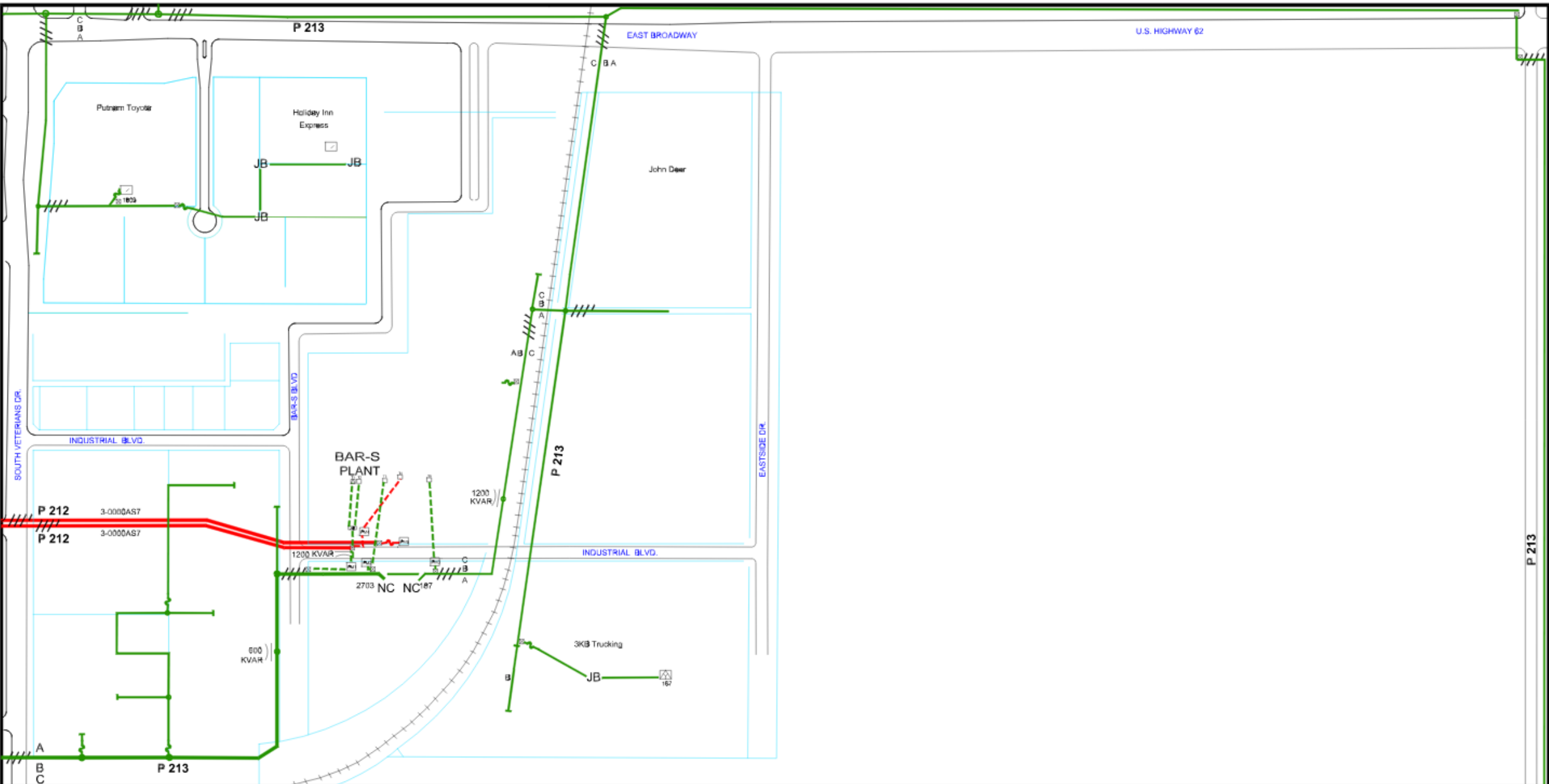
| | |
|---|----------------------------|
| <input type="checkbox"/> Pad Mount | NO Normally Opened |
| <input type="checkbox"/> Pad Mount Delta | JB Junction Box |
| <input type="checkbox"/> Pad Mount "Y" | Street Light |
| <input checked="" type="checkbox"/> Riserpole | ■ Pole Anchor |
| <input type="checkbox"/> Pole Mount "Y" station | Services |
| <input type="checkbox"/> Pole Mount Delta | /// Three Phases & Neutral |
| <input type="checkbox"/> Pole Mount | /// Two Phases & Neutral |
| <input type="checkbox"/> Power Poles | /// One Phase & Neutral |
| <input type="checkbox"/> Pedestal | — Neutral |



| Circuit Colors | |
|----------------|------|
| T223 | V213 |
| T222 | P211 |
| T211 | P212 |
| T212 | P213 |
| T213 | P214 |
| T221 | |
| V211 | |
| V212 | |



| | | |
|---|------|--|
| City of Altus Section 128 North Primaries | | |
| 127N | 128N | |
| 127S | 128S | |
| 132N | 131N | |



| | | |
|--|--------------------|---|
| | NO Normally Opened | Notes: 3.28' 3ph mi, 0.23 2ph mi, 0.21 1ph mi, 0.45 URD mi |
| | JB Junction Box | |
| | | |
| | | |
| | | |
| | | |
| | | |
| | | |
| | | |

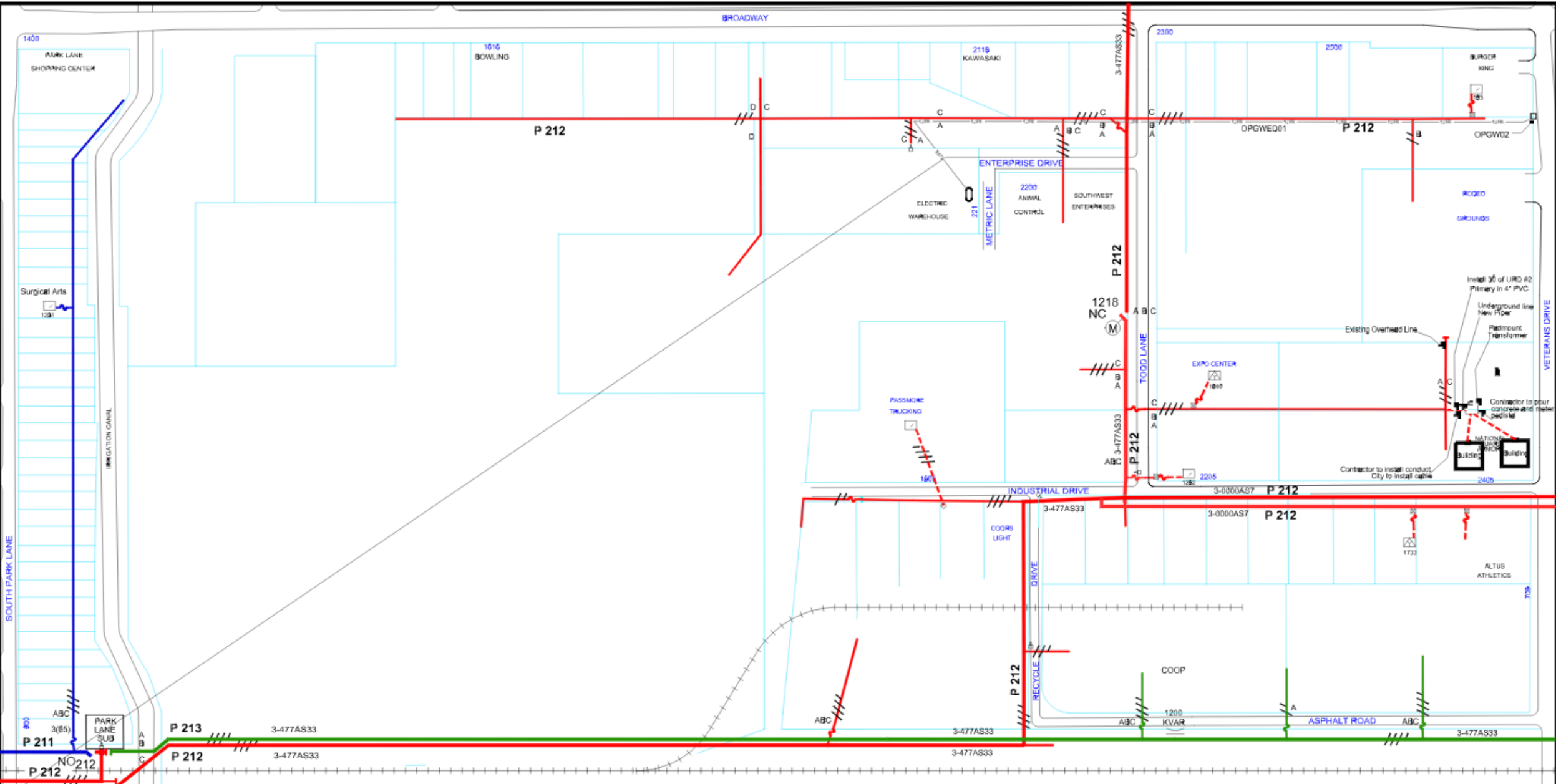


| Circuit Colors | |
|----------------|------|
| T223 | V213 |
| T222 | P211 |
| T211 | P212 |
| T212 | P213 |
| T213 | P214 |
| T221 | |
| V211 | |
| V212 | |

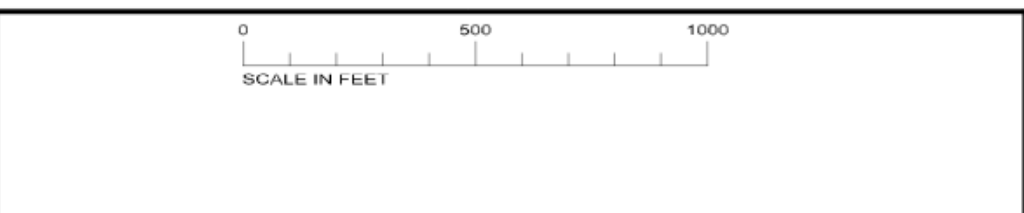


| | |
|---|------|
| City of Altus Section 131 North Primaries | |
| 127S | 128S |
| 132N | 131N |
| 132S | 131S |

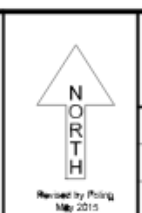
Revised by Peling
May 2015



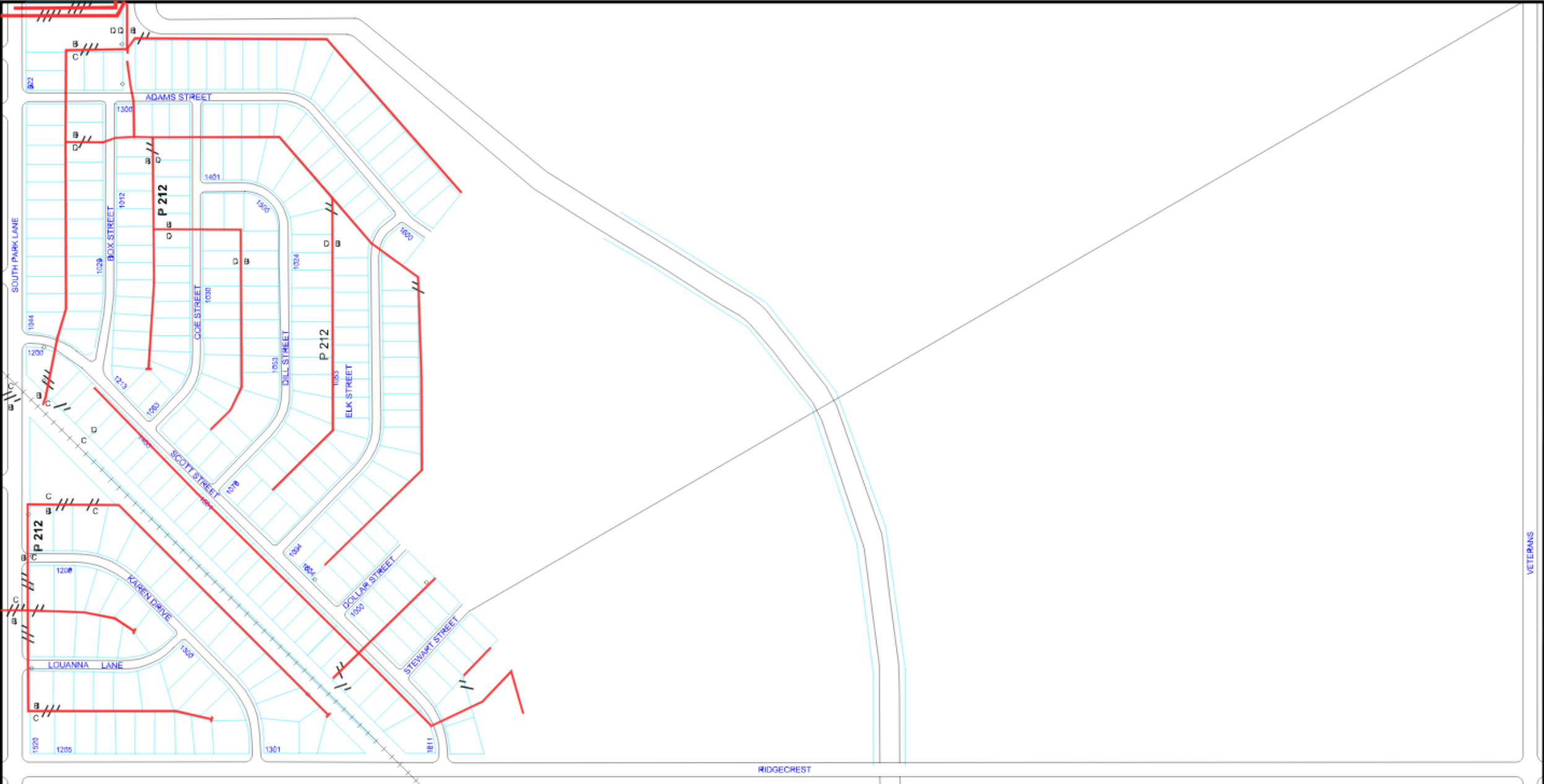
| | | |
|--------------------------|----------------------------|--|
| □ Pad Mount | NO Normally Opened | Notes: 4.16 3ph mi, 0.49 2ph mi, 0.24 1ph mi, 0.12 URD mi |
| △ Pad Mount Delta | JB Junction Box | |
| ▽ Pad Mount "Y" | △ Street Light | |
| □ Riserpole | ■ Pole Anchor | |
| △ Pole Mount "Y" station | ○ Services | |
| △ Pole Mount Delta | /// Three Phases & Neutral | |
| △ Pole Mount | /// Two Phases & Neutral | |
| ○ Power Poles | /// One Phase & Neutral | |
| ○ Meter Pedestal | — Neutral | |



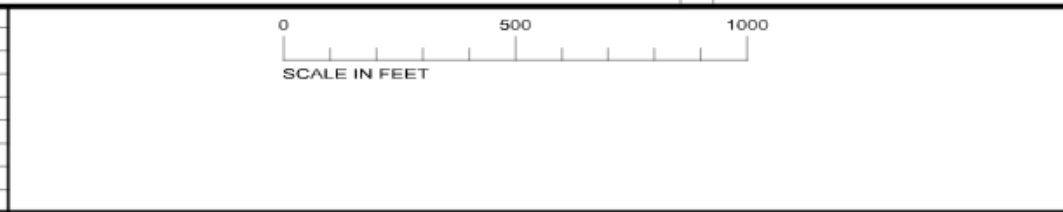
| Circuit Colors | |
|----------------|------|
| T223 | V213 |
| T222 | P211 |
| T211 | P212 |
| T212 | P213 |
| T213 | P214 |
| T221 | |
| V211 | |
| V212 | |



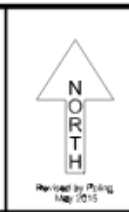
| | | |
|---|------|------|
| City of Altus Section 132 North Primaries | | |
| 126S | 127S | 128S |
| 133N | 132N | 131N |
| 140S | 132S | 131S |



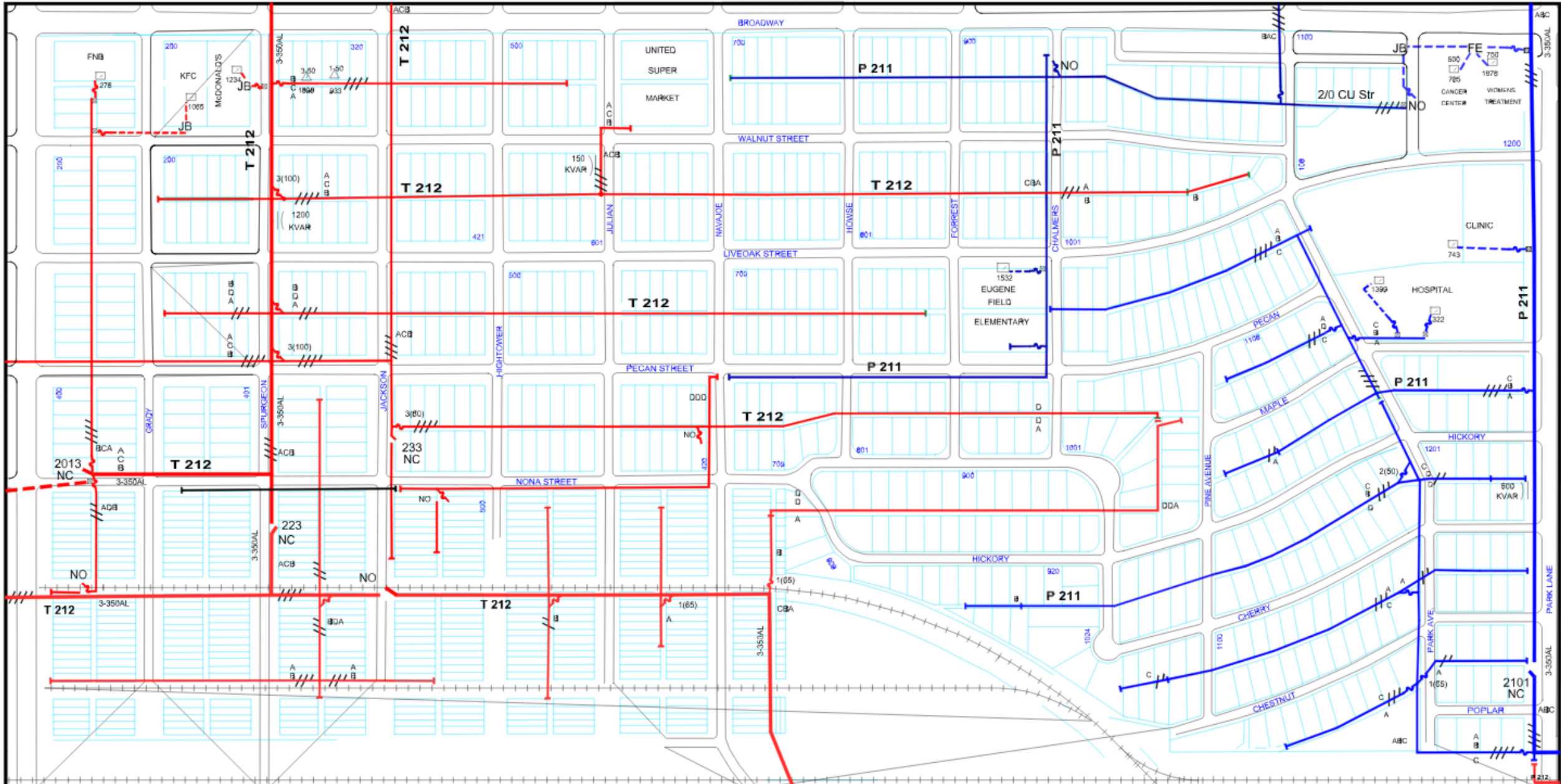
| | | | | |
|--|------------------------|----|------------------------|---|
| | Pole Mount | NO | Normally Opened | Notes: 0.14 3ph ml, 0.58 2ph ml, 2.22 1ph ml, 0.0 URD ml |
| | Pole Mount Delta | JB | Junction Box | |
| | Pole Mount "Y" | | Street Light | |
| | Riserpole | | Pole Anchor | |
| | Pole Mount "Y" station | | Services | |
| | Pole Mount Delta | | Three Phases & Neutral | |
| | Pole Mount | | Two Phases & Neutral | |
| | Power Poles | | One Phase & Neutral | |
| | Meter Pedestal | | Neutral | |



| Circuit Colors | |
|----------------|------|
| T223 | V213 |
| T222 | P211 |
| T211 | P212 |
| T212 | P213 |
| T213 | P214 |
| T211 | |
| V211 | |
| V212 | |

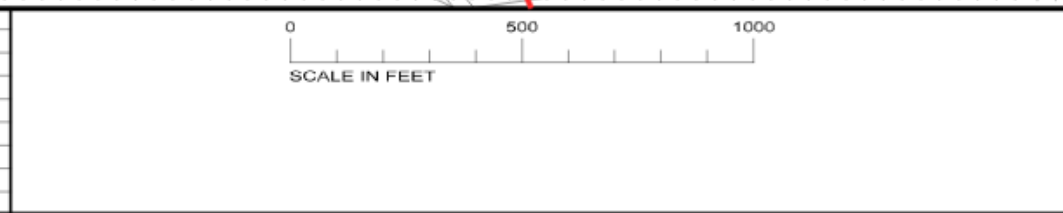


| | | |
|------------------------------------|------|------|
| City of Altus Section 132 South | | |
| 133N | 132N | 131N |
| 133S | 132S | 131S |
| 140N | 141N | |



| | |
|--------------------------|----------------------------|
| □ Pad Mount | NO Normally Opened |
| □ Pad Mount Delta | JB Junction Box |
| □ Pad Mount "Y" | △ Street Light |
| □ Riserpole | ■ Pole Anchor |
| △ Pole Mount "Y" station | ■ Services |
| △ Pole Mount Delta | /// Three Phases & Neutral |
| △ Pole Mount | /// Two Phases & Neutral |
| ○ Power Poles | /// One Phase & Neutral |
| ○ Meter Pedestal | — Neutral |

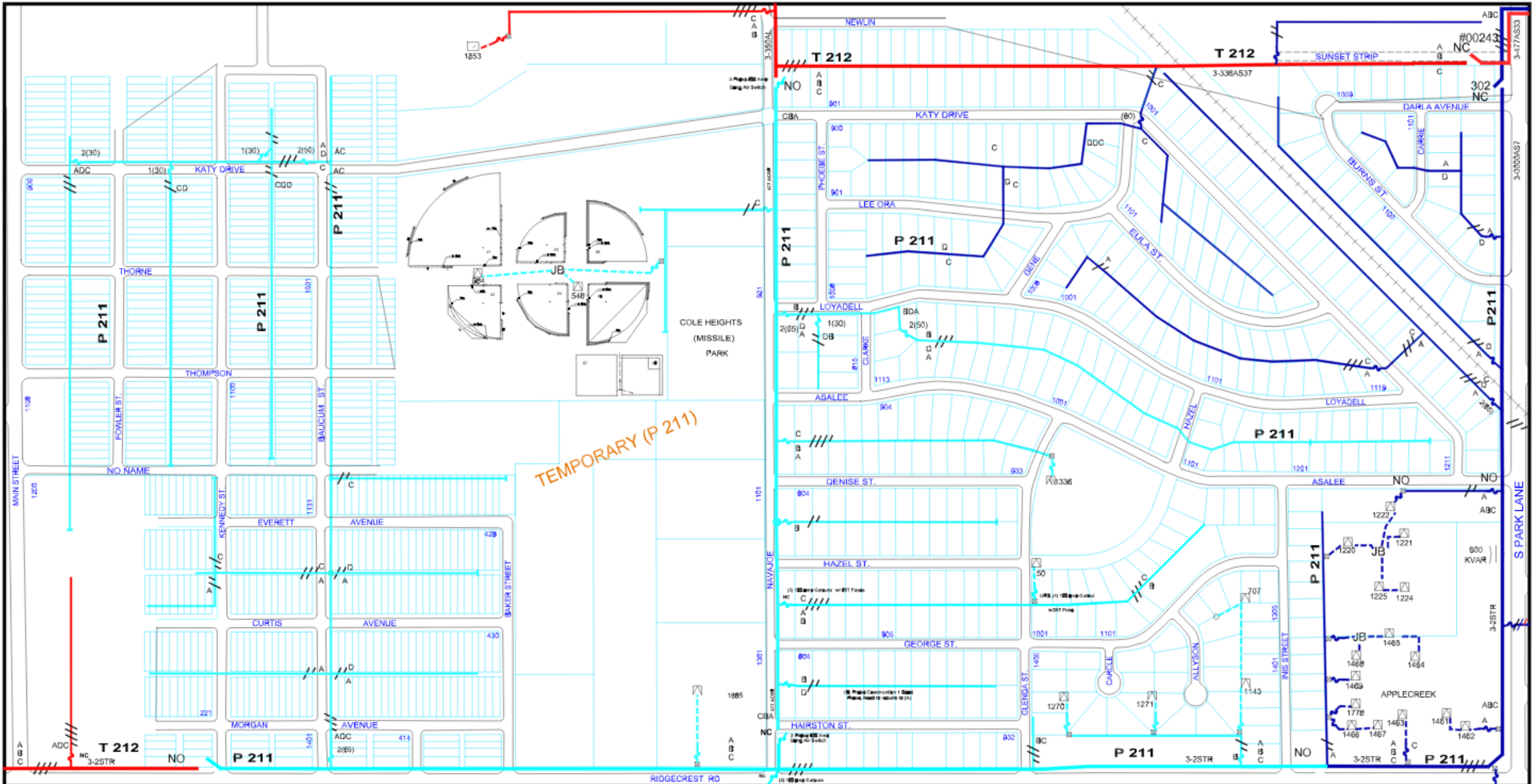
Notes:
 5.10 3ph ml, 1.73 2ph ml, 1.30 1ph ml, 0.42 URQ ml



| Circuit Colors | |
|----------------|------|
| T223 | V213 |
| T222 | P211 |
| T211 | P212 |
| T212 | P213 |
| T213 | P214 |
| T221 | |
| V211 | |
| V212 | |



| | | |
|----------------------|------|------|
| City of Altus | | |
| Section 133 North | | |
| Primaries | | |
| 125S | 126S | 127S |
| 134N | 133N | 132N |
| 134S | 133S | 132S |



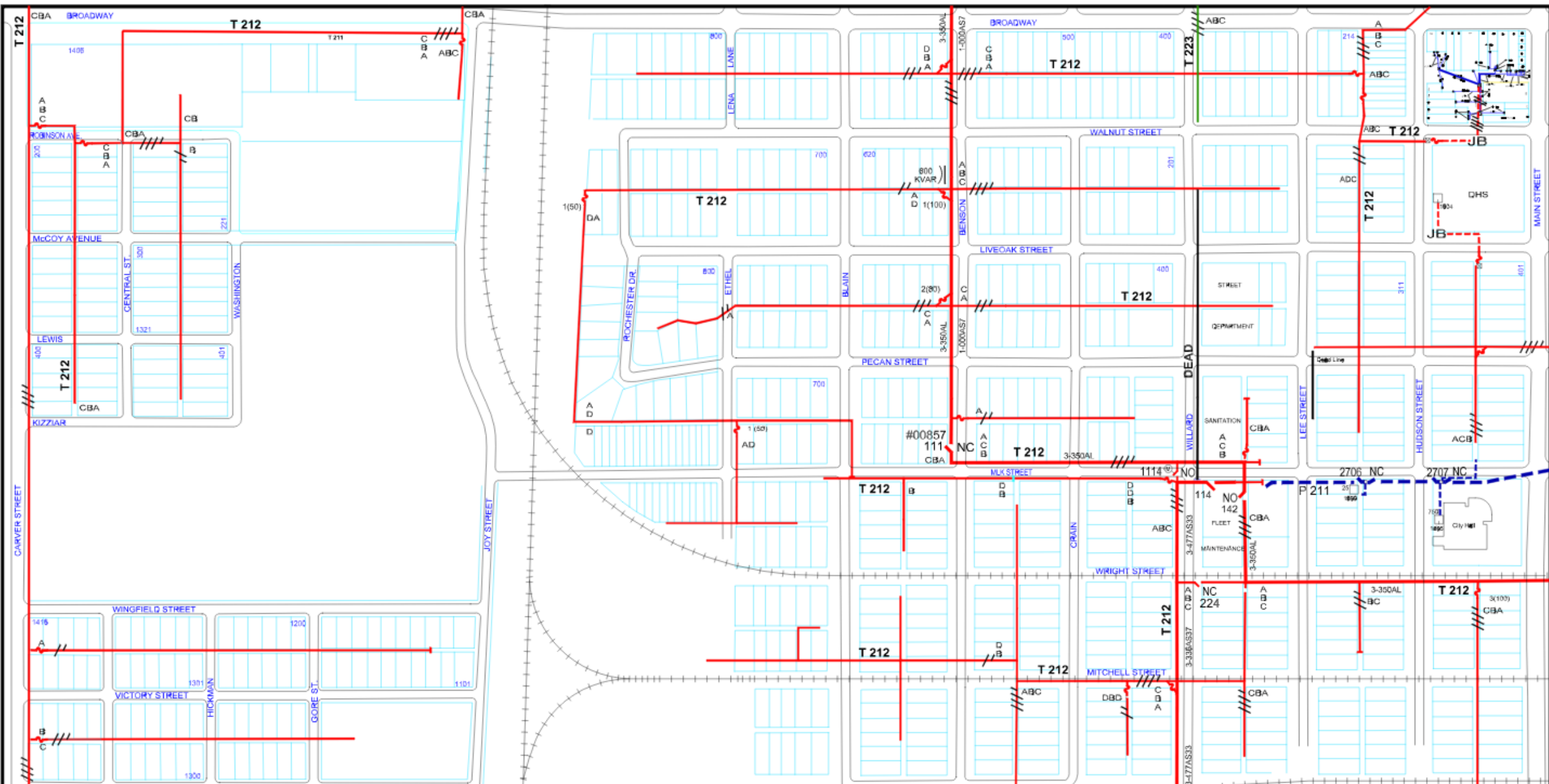
| | | | |
|--|--------------------|--|-------------|
| | NO Normally Opened | | Fuses |
| | JB Junction Box | | UnderGround |
| | | Notes: 3.34 Mi 3Ph 2.14 Mi 2Ph 2.96 Mi 1Ph .81 Mi URD | |
| | | | |
| | | | |
| | | | |
| | | | |
| | | | |
| | | | |



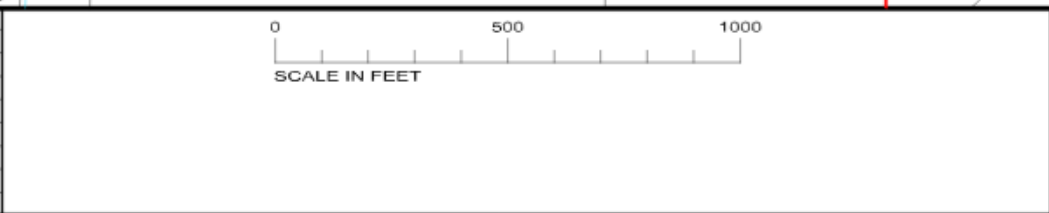
| Circuit Colors | |
|----------------|------|
| T223 | V213 |
| T222 | P211 |
| T211 | P212 |
| T212 | P213 |
| T213 | P214 |
| T221 | |
| V211 | |
| V212 | |



| | | |
|-----------------------------|------|------|
| Altus Power | | |
| Section 133 South Primaries | | |
| 134N | 133N | 132N |
| 134S | 133S | 132S |
| 139N | 140N | 141N |



| | | |
|--------------------------|----------------------------|--|
| □ Pad Mount | NO Normally Opened | None: |
| □ Pad Mount Delta | JB Junction Box | 3.83 3ph mi, 1.05 2ph mi, 2.18 1ph mi, 0.25 URD mi |
| □ Pad Mount "Y" | △ Street Light | |
| □ Riserpole | ■ Pole Anchor | |
| △ Pole Mount "Y" station | Services | |
| △ Pole Mount Delta | /// Three Phases & Neutral | |
| △ Pole Mount | /// Two Phases & Neutral | |
| ○ Power Poles | /// One Phase & Neutral | |
| ○ Pedestal | — Neutral | |

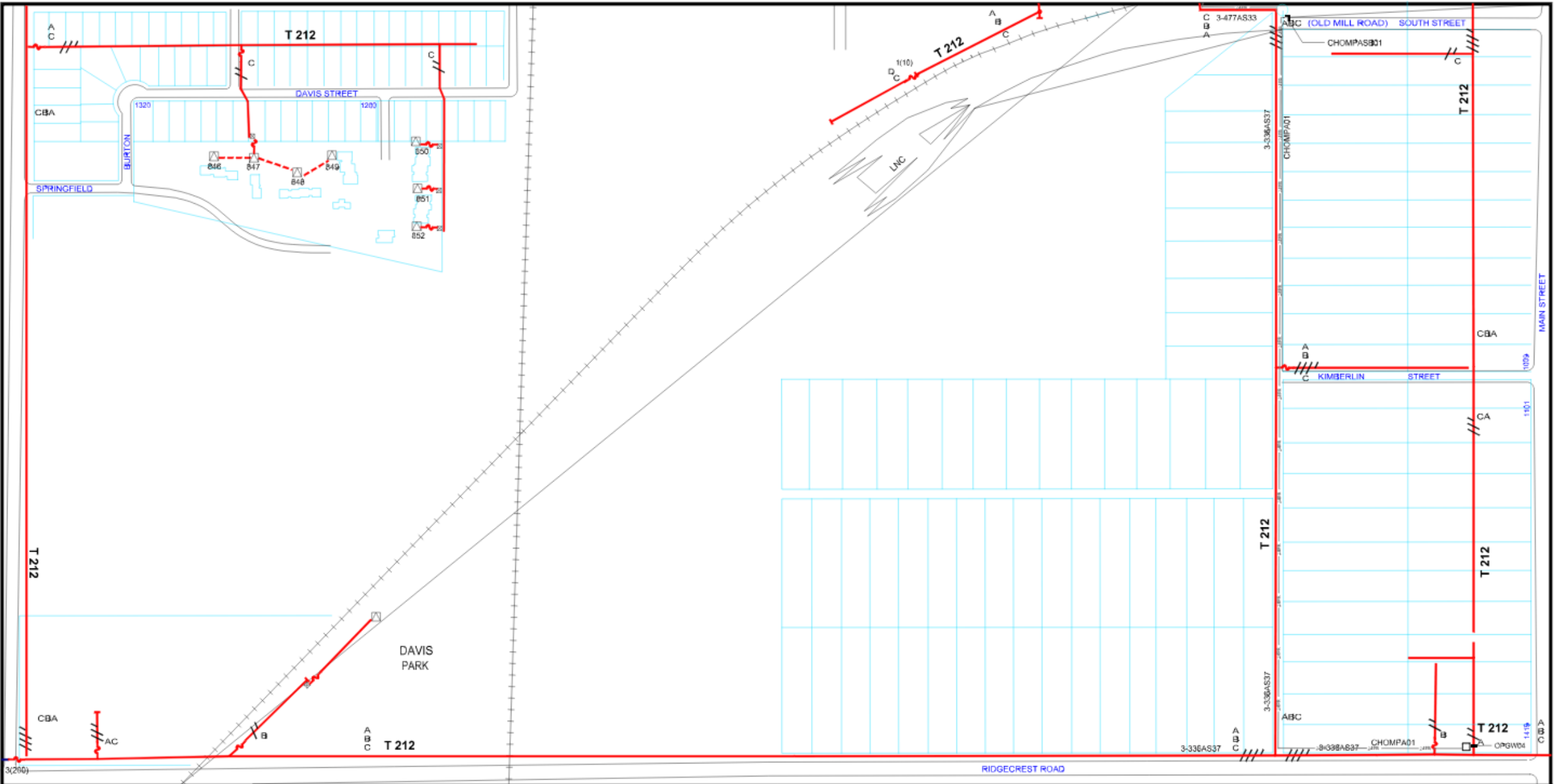


| Circuit Colors | |
|----------------|------|
| T223 | V213 |
| T222 | P211 |
| T211 | P212 |
| T212 | P213 |
| T213 | P214 |
| T221 | |
| V211 | |
| V212 | |

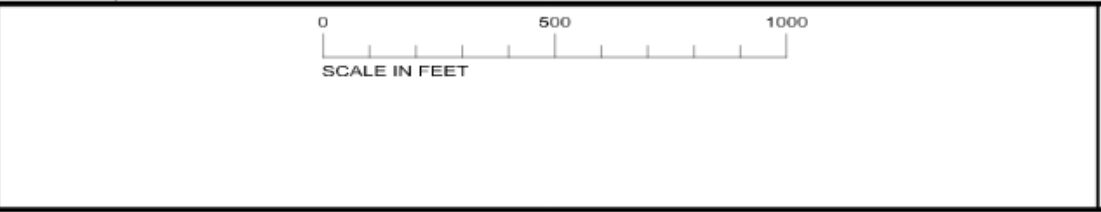


| | | |
|-----------------------------|------|------|
| City of Altus | | |
| Section 134 North Primaries | | |
| 124S | 125S | 126S |
| 135N | 134N | 133N |
| 135S | 134S | 133S |

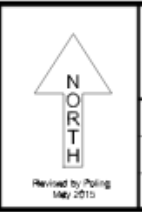
Revised by Poling 1/8/2015



| | | |
|--------------------------|----------------------------|--|
| □ Pad Mount | NO Normally Opened | Notes |
| □ Pad Mount Delta | JB Junction Box | 3.02 3ph mi, 0.46 2ph mi, 0.63 1ph mi, 0.18 URQ mi |
| □ Pad Mount "Y" | △ Street Light | |
| □ Riserpole | ■ Pole Anchor | |
| △ Pole Mount "Y" station | ● Services | |
| △ Pole Mount Delta | /// Three Phases & Neutral | |
| △ Pole Mount | /// Two Phases & Neutral | |
| ○ Power Poles | /// One Phase & Neutral | |
| ○ Meter Pedestal | — Neutral | |



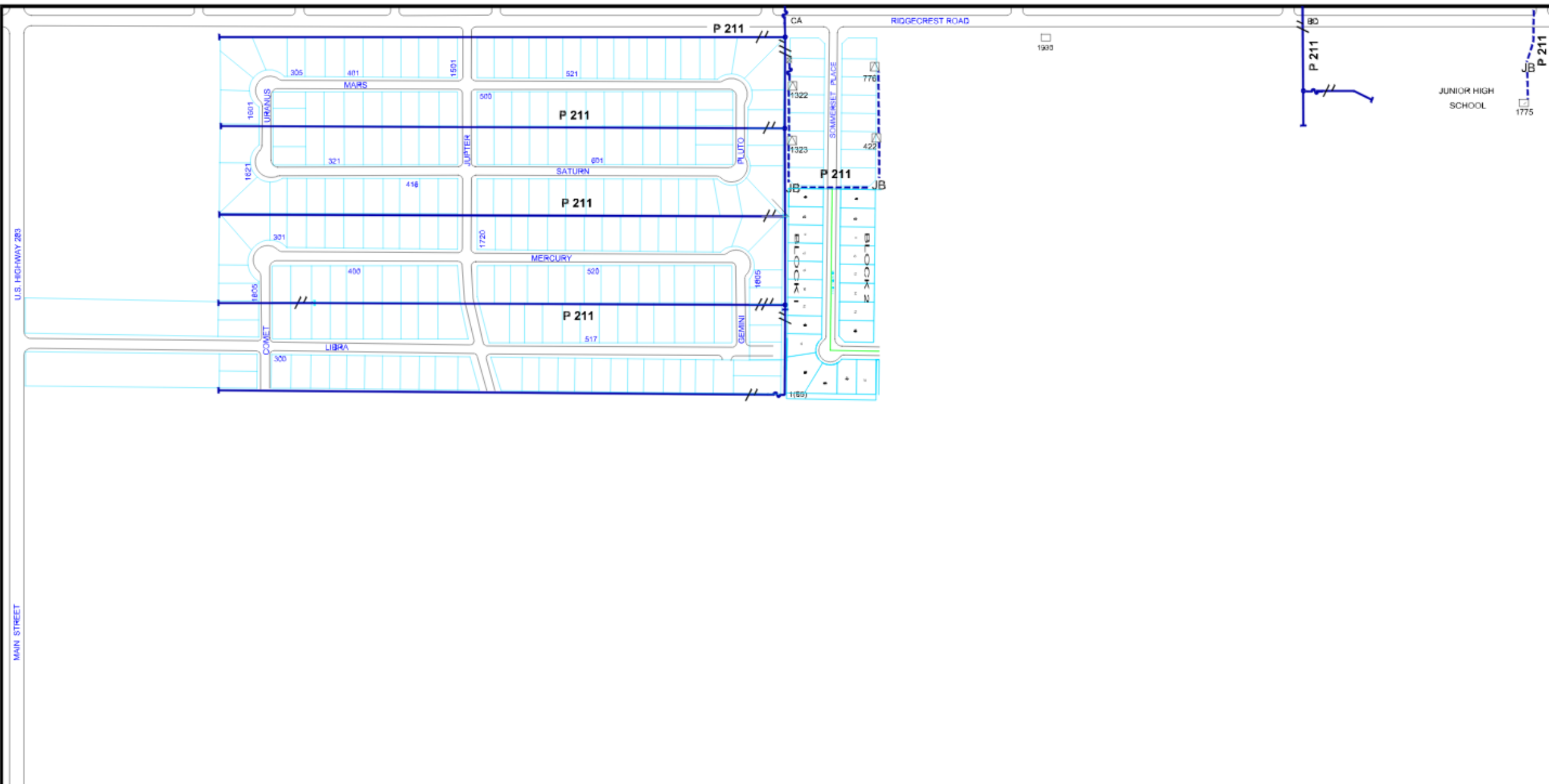
| Circuit Colors | |
|----------------|------|
| T223 | V213 |
| T222 | P211 |
| T211 | P212 |
| T212 | P213 |
| T213 | P214 |
| T221 | |
| V211 | |
| V212 | |



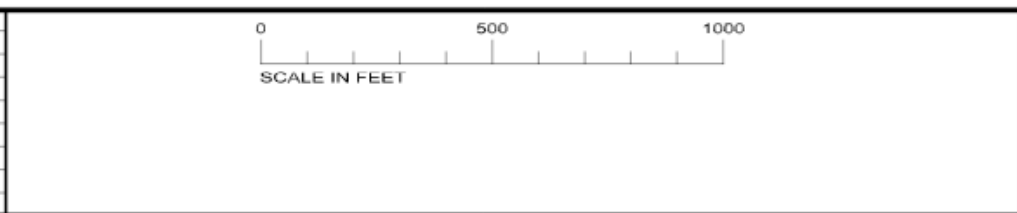
City of Altus
Section 134 South
Primaries

| | | |
|------|------|------|
| 135N | 134N | 132N |
| 135S | 134S | 133S |
| | 139S | 140N |

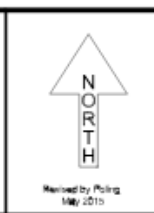
Revised by Poling
May 2015



| | | | |
|--|----------------------|----------------------------|--|
| | Pad Mount | NO Normally Opened | Notes: |
| | Pad Mount Delta | JB Junction Box | 0.00 3ph ml, 0.51 2ph ml, 1.34 1ph ml, 0.27 URG ml |
| | Pad Mount Y | Street Light | |
| | Riserpole | Pole Anchor | |
| | Pole Mount Y station | Services | |
| | Pole Mount Delta | /// Three Phases & Neutral | |
| | Pole Mount | /// Two Phases & Neutral | |
| | Power Poles | /// One Phase & Neutral | |
| | Pedestal | — Natural | |



| Circuit Colors | | | |
|----------------|--|------|--|
| T223 | | V213 | |
| T222 | | P211 | |
| T211 | | P212 | |
| T212 | | P213 | |
| T213 | | P214 | |
| T221 | | | |
| V211 | | | |
| V212 | | | |



| City of Altus Section 140 North Primaries | | |
|---|------|------|
| 134S | 133S | 132S |
| 139N | 140N | 141N |